

Children's Services Council of Broward County Joint Finance/Program Planning Committee Meeting

June 6, 2022 @ 3:30pm
Virtual Zoom Webinar

Agenda

- I. Welcome
Dr. Paula Thaqi, Finance Committee Chair
Cathy Donnelly, PPC Chair
- II. Approve Finance & PPC Minutes **(Tab Q)**
- III. Recommend Full Council **(Tab R)** Maria Juarez, Chief Program Officer
Approval of Hope South Florida's
Leverage Request for the
Florida Family Outreach Team
- IV. Investment Monthly Statements **(Tab S)** PFM Representatives
- V. Revenue Update **(Tab T)** Cindy Arenberg Seltzer, President/CEO
- VI. Fund Balance
i. Utilization History **(Tab U)**
ii. Recommend Full Council **(Tab V)**
Approval of the Revised
Fund Balance Policy
- VII. Budget Retreat Follow-Up **(Tab W)**
- VIII. Recommend Full Council **(Tab X)**
Approval of the Draft
Tentative FY 22/23 Budget and
Recommend Approval of Tentative
Millage Rate and Authorization to
Staff to Adjust Budget Based
Upon Property Appraiser's Final
Report & Submit Forms
- IX. Public & Members' Comments
Dr. Paula Thaqi, Finance Committee Chair
Cathy Donnelly, PPC Chair
- X. Adjourn

TAB Q

CHILDREN'S SERVICES COUNCIL OF BROWARD COUNTY

Program Planning Committee Meeting

Virtual Zoom Webinar
January 10, 2022 @ 3:30 p.m.

Minutes

CSC Members in Attendance

Governor Appointee Cathy Donnelly (PPC Committee Chair); Governor Appointee David H. Kenton; DCF Community Development Administrator Dawn Liberta; Governor Appointee Jeffrey Wood

Staff in Attendance

Cindy Arenberg Seltzer, President/CEO; Monti Larsen; Maria Juarez; Sharetta Remikie; Amy Jacques; Sue Gallagher; Lisa Bayne; Dion Smith; Erin Byrne; Jeffery Glover; Jennifer Wennberg

Guests in Attendance

Danielle Dixson (Miami Lighthouse for the Blind and Visually Impaired, Inc.), Walter Honaman (Legal Aid Service of Broward County), Melissa Green (Legal Aid Service of Broward County), Maria Vo (FLITE Center), Cameron Sisser (Miami Lighthouse for the Blind and Visually Impaired, Inc.), Virginia Jacko (Miami Lighthouse for the Blind and Visually Impaired, Inc.)

Agenda:

I. Call to Order

Ms. Donnelly called the meeting to order at 3:30 p.m.

II. Committee Minutes

ACTION: Ms. Liberta made a motion to approve the June 8, 2020, Joint Finance & Program Planning Committee meeting minutes as presented. The motion was seconded by Dr. Kenton and passed with no opposing votes.

III. FLITE Center Leverage Request for HOPE Court

Ms. Juarez briefly outlined the leverage request as presented in the meeting information packet. Ms. Arenberg Seltzer and Ms. Liberta joined the discussion to further explain the purpose and vision of Helping Older Teens Powerfully Engage Court, which employs a restorative practices approach for youth who will be aging out of the foster care system.

Mr. Walter Honaman, Legal Aid Service of Broward County, spoke to the request, noting that the program strengthens relationships and connections for those youth aging out of the child welfare system.

Ms. Melissa Green, Legal Aid Service of Broward County, characterized the program as life-changing for both the youth and the child welfare professionals, noting that everyone is humanized in a very different way. She briefly outlined the initiative's different approach and described how it infuses restorative justice into the process. She pointed out that while it impacts the youth, it also makes a difference in how the adults approach and feel about their work. She specifically noted that the professionals are trained in non-violent communication and the use of restorative justice principles.

Ms. Maria Vo, FLITE Center, conveyed the importance of this initiative in changing the lives of youth in the child welfare system. She shared that there is great synergy between the FLITE Center and Legal Aid Service of Broward County and that they are looking forward to continuing this impactful initiative.

ACTION: Ms. Liberta made a motion to recommend to the full Council approval of the leverage funding for FLITE Center and KID as Fiscal Support to continue HOPE Court for 12 months – crossing fiscal years, as presented. The motion was seconded by Mr. Wood and passed with no opposing votes.

IV. Leverage Request from the Miami Lighthouse for the Blind and Visually Impaired to fund Comprehensive Eye Exams & Prescription Glasses

Ms. Juarez briefly outlined the leverage request as presented in the meeting information packet.

Ms. Danielle Dixson, Miami Lighthouse for the Blind and Visually Impaired, spoke to the needs in Broward County for eye care delivered to underserved children. She explained how providing children with eye exams during the school day removes the transportation issue faced by many parents. She noted that their service is provided in Title I schools.

DRAFT

ACTION: Ms. Liberta made a motion to recommend to the full Council approval of the \$23,202 leverage request for the Miami Lighthouse for the Blind and Visually Impaired to provide children's eye exams and prescription eyeglasses, as presented. The motion was seconded by Dr. Kenton and passed with no opposing votes.

V. Public Comment/Council General Comments

There were none.

VI. Adjournment

The meeting adjourned at 4:03pm.

DRAFT

CHILDREN'S SERVICES COUNCIL OF BROWARD COUNTY

Finance Committee Meeting

Virtual Zoom Meeting

March 7, 2022 @ 9:30 a.m.

Minutes

CSC Members in Attendance:

Governor Appointee Cathy Donnelly; DCF Community Development Administrator Dawn Liberta; School Board Member Donna P. Korn; Governor Appointee Tom Powers; Health Department Director Paula Thaqi, M.D. (Committee Chair)

Staff in Attendance:

Cindy Arenberg Seltzer, President/CEO; Monti Larsen, COO; Kathleen Campbell; Amy Jacques

Guests in Attendance:

Andrew Fierman, CPA, Caballero, Fierman, Llerena & Garcia, LLP

Agenda:

I. Call to Order

Ms. Donnelly called the meeting to order at 9:31 a.m.

II. Finance Committee Minutes

ACTION: Ms. Liberta made a motion to approve the November 2021 Finance Committee meeting minutes as presented. The motion was seconded by Mr. Powers and passed with no opposing votes.

Dr. Thaqi arrived and resumed the Chair's position.

III. Auditor's Required Communications

Ms. Monti Larsen, Chief Operating Officer, introduced the partner in charge of this year's audit, Mr. Andrew Fierman, for the required auditor's communications. Mr. Fierman provided a high-level overview of the Annual Comprehensive Financial Report (ACFR) and pointed out that the Council once again was awarded the Certificate of Excellence in Financial Reporting for the prior year, and he had every expectation that this year's report would also be awarded a Certificate. He highlighted certain elements of the financial section and explained that it was Management's responsibility to prepare the financial statements. He pointed out the

DRAFT

Auditor's responsibility and standards used in the audit and that this report included a clean or unmodified opinion. He noted that the process was smooth and that there were no adjusting entries. He encouraged the Finance Committee Members to at least read the MD&A section for a good review of the financial highlights over the past year. He thanked the Finance team and the Council.

Dr. Thaqi thanked him as well and also recognized Ms. Arenberg Seltzer, Ms. Larsen, Ms. Kathleen Campbell (CSC Director of Finance), and the fiscal team for making it easy for the Council and for being good stewards of taxpayer's money.

Ms. Larsen thanked Mr. Fierman and his team, as well as Ms. Campbell and the fiscal team for all of their efforts. She reminded the Finance Committee that this was the last year for these auditors and that an RFP will be released soon for the next 5-year period.

IV. FY 21 Annual Comprehensive Financial Report

ACTION: Mr. Powers made a motion to recommend to the full Council acceptance of the Auditor's Report for FY Ending September 30, 2021, and to recommend approval of the Draft ACFR for FY Ending September 30, 2021, as presented. The motion was seconded by Ms. Korn and passed with no opposing votes.

V. Managed Fund Update

Ms. Larsen updated the Finance Committee on the management fund, noting that it took longer than anticipated to set up the Custodial Bank and to get everything in order. She stated that it should be set up by the end of March. Once it is all set, the Council will begin seeing the reports at the Council meetings.

VI. Preliminary Budget Discussion

Ms. Arenberg Seltzer began a preliminary conversation of the upcoming Budget Retreat and some of the conversations and issues that were bubbling up. She noted that provider staffing continues to be an issue and provider salary rates need to be increased to retain and attract staff. She gauged the Committee's thoughts of whether to use fund balance to increase provider contract allocations for salary increases or leave the contracts level and reduce the required numbers of children served. The Committee discussed the higher-than-normal underutilization, and the possibility of using unrestricted fund balance to address this issue. While fund balance is not normally used for continuing operations, Ms. Arenberg Seltzer stated she felt comfortable making this recommendation in the current environment as multiple options will be available when that time comes, i.e., adjusting the millage

DRAFT

rate or the increase in property values. The Committee agreed that fund balance should be used now and to not reduce numbers served or impose a tax increase.

Previously, Ms. Korn had mentioned using the minimum wage allocations as a “bonus” to staff if providers were unable to immediately increase staff salaries. Ms. Larsen informed her that her recommendation was used for several agencies in that situation.

Ms. Donnelly mentioned that she was hearing about food insecurity and rent increases as being major issues in the community. She noted that with the high cost of living in Broward County, many people are struggling and are having to move elsewhere. Ms. Arenberg Seltzer explained that more CSC funds can go toward food assistance, and that staff is continuing to work collaboratively to fill in gaps.

Increasing housing costs coupled with an acute shortage of affordable housing continue to be a huge problem, and the federal funds have so many barriers that it is difficult to be able to access assistance. Ms. Arenberg Seltzer made the Committee aware that she is constantly talking with agency heads to see where CSC may be able to help; although all acknowledged that these were larger issues than CSC could resolve. She also stated that she will arrange a meeting with the new County administrator over the Family Success Centers to see where we can best collaborate, as well as work closely with 211 to ensure they know where to send people who need housing assistance.

VII. Public & Members’ Comments

Ms. Korn inquired about the \$3 million reserve for office space. Discussion ensued about current office capacity and efficiencies gained or lost through staff working remotely. There was general consensus that as the Council continues to expand the depth and breadth of its commitments to supporting Broward’s children and families, more staff is needed to meet those demands and space may be an issue. Mr. Powers expressed his concern about any further growth in staff. It was agreed that staff will bring this issue back to the Finance Committee in June after the Budget Retreat.

VIII. Adjourn

ACTION: Mr. Powers made a motion to adjourn the meeting at 10:35 a.m. The motion was seconded by Ms. Korn and passed with no opposing votes.

TAB R

For Program Planning Committee June 6, 2022

Service Goal	2.2 Children live in financially stable environments.
Objective:	2.2.2 Assist families to achieve financial stability through promoting EITC, workforce development, providing financial coaching and emergency basic needs.
Issue:	Provide Services to Families with Children experiencing Homelessness.
Action:	Recommend the Council Approve Leverage for the Hope South Florida Family Outreach Team.
Budget Impact:	\$ 320,000 Of \$ 1,000,000 Available in Goal 2.2.2 for FY 22/23.

Background: In October of 2021, the County entered into an agreement with HOPE South Florida, Inc. (“HSF”) for \$112,000 as a pilot program to supply street outreach services to families experiencing homelessness. This pilot was established due to increased calls to the Homeless Helpline and the Homeless Initiative Partnership’s (“HIP”) Office by families living on the street or in their car. The agreement includes services to engage families with children experiencing homelessness and to meet them “where they are” in their environment: greenbelts, parks, alleys, vehicles, tents, temporary shelters, or under bridges via a Homeless Street Outreach Team that will offer services to families experiencing homelessness, with a focus on under-served families. Other services include outreach, survival aid, information and referrals, crisis intervention, and consistent engagement.

For the past year, HIP has been managing a family crisis waitlist. The population of focus is families who call the Help Line requesting shelter or housing assistance and who fall into HUD’s category 1 (literally homeless) or 4 (fleeing domestic violence). These families are entered into the Homeless Management Information System (“HMIS”) and are identified as needing services. The families are triaged until limited shelter spaces (approximate inventory of 48 shelter spaces) become available.

- North Homeless Assistance Center can serve 11 families
- Central Homeless Assistance Center can serve 20 families
- South Homeless Assistance Center can serve 7 families
- The Salvation Army can serve 10 families

- Faith in Action (HSF) Shelter Coordination (capacity varies with church participation).

Additionally, HIP staff make housing referrals early on so the Housing First model can be adhered to as family capacity in the Emergency Shelters is extremely limited.

Current Status: CSC staff has worked with the Homeless Continuum of Care, BCPS's HEART Program, and United Way's staff to identify where CSC funding can most effectively support inadequately housed children and families. They have identified a need to improve coordination and access to services for homeless families.

On May 16, 2022, the Family Crisis Waitlist was transitioned to HOPE South Florida to manage and engage families. The current waitlist of 397 families demonstrates there is a need to engage families quickly; the financial and emotional costs of homelessness are very real to these families. The Homeless Initiative Partnership has taken measures to increase services specifically to families with this pilot program, but the need outweighs the current funding. HOPE South Florida currently has two positions to aid these families. At this time, Staff recommends adding four additional positions to ensure the existing homeless families can be expeditiously connected to housing options to begin October 1, 2022. This would provide for manageable growth while substantially increasing the agency's capacity. Addition funding could be added later as conditions warrant.

Recommended Action: Recommend the Council Approve Leverage for the Hope South Florida Family Outreach Team

TAB S

For Finance Committee Meeting

June 6, 2022

Issue: Monthly Statements for the Managed Fund.

Action: FYI - Monthly Statements for the Managed Fund from PFM and US Bank.

Budget Impact: N/A.

Background: At the November 18, 2021 Council Meeting, the Council approved establishing a Managed Investment Fund consisting of longer-term securities for the core investments. This fund is managed by PFM in accordance with CSC's Investment Policy with US Bank providing the custodial cash services. This longer-term portfolio maintains safety while adding additional yield to the overall investments. Together, PFM and US Bank manage the fund which will be measured against several highly respected industry performance indexes to ensure the portfolio remains on track.

Current Status: In accordance with the policy, the monthly statements from both PFM and US Bank will be provided to the Council in addition to the Interim Financial Statements. As these contain information that is new to the Council, PFM will attend the PPC / Finance Meeting to explain how to read them. It is important to note that these two statements reflect the activities of the overall portfolio and do not indicate the performance of the fund. After each quarter end, PFM will present a fund performance report to the Finance Committee of which any Council Member is welcome to attend.

Recommended Action: FYI -- Monthly Statements for the Managed Fund.



Customer Service
PO Box 11813
Harrisburg, PA 17108-1813

ACCOUNT STATEMENT

For the Month Ending
April 30, 2022

CHILDREN'S SERVICES COUNCIL OF BROWARD COUNTY

Client Management Team

Scott Sweeten, BCM, CFS

Sr. Managing Consultant
225 E. Robinson Street
Orlando, FL 32801
407-648-2208
sweetens@pfmam.com

Ed Polansky

Key Account Manager
213 Market Street
Harrisburg, PA 17101
1-877-495-8246
polanskye@pfmam.com

Richard Pengelly, CFA, CIMA, CTP

Managing Director
225 E. Robinson Street
Orlando, FL 32801
407-406-5766
pengellyr@pfmam.com

Contents

Cover/Disclosures
Summary Statement
Individual Accounts

Accounts included in Statement

[REDACTED]

CSC BROWARD COUNTY CORE PORTFOLIO

CHILDREN'S SERVICES COUNCIL OF BROWARD COUNTY
MONTI LARSEN
6600 WEST COMMERCIAL BLVD
LAUDERHILL, FL 33319

Online Access <https://www.pfmam.com>

Customer Service 1-717-232-2723

Important Disclosures

Important Disclosures

This statement is for general information purposes only and is not intended to provide specific advice or recommendations. PFM Asset Management LLC ("PFMAM") is an investment adviser registered with the U.S. Securities and Exchange Commission and a subsidiary of U.S. Bancorp Asset Management, Inc. ("USBAM"). USBAM is a subsidiary of U.S. Bank National Association ("U.S. Bank"). U.S. Bank is a separate entity and subsidiary of U.S. Bancorp. U.S. Bank is not responsible for and does not guarantee the products, services or performance of PFMAM. PFMAM maintains a written disclosure statement of our background and business experience. If you would like to receive a copy of our current disclosure statement, please contact Service Operations at the address below.

Proxy Voting PFMAM does not normally receive proxies to vote on behalf of its clients. However, it does on occasion receive consent requests. In the event a consent request is received the portfolio manager contacts the client and then proceeds according to their instructions. PFMAM's Proxy Voting Policy is available upon request by contacting Service Operations at the address below.

Questions About an Account PFMAM's monthly statement is intended to detail our investment advisory activity as well as the activity of any accounts held by clients in pools that are managed by PFMAM. The custodian bank maintains the control of assets and executes (i.e., settles) all investment transactions. The custodian statement is the official record of security and cash holdings and transactions. PFMAM recognizes that clients may use these reports to facilitate record keeping and that the custodian bank statement and the PFMAM statement should be reconciled and differences resolved. Many custodians use a settlement date basis which may result in the need to reconcile due to a timing difference.

Account Control PFMAM does not have the authority to withdraw funds from or deposit funds to the custodian outside the scope of services provided by PFMAM. Our clients retain responsibility for their internal accounting policies; implementing and enforcing internal controls and generating ledger entries or otherwise recording transactions.

Market Value Generally, PFMAM's market prices are derived from closing bid prices as of the last business day of the month as supplied by Refinitiv or Bloomberg. For certain short-term investments or where prices are not available from generally recognized sources the securities are priced using a yield-based matrix system to arrive at an estimated market value. Prices that fall between data points are interpolated. Non-negotiable FDIC-insured bank certificates of deposit are priced at par. Although PFMAM believes the prices to be reliable, the values of the securities may not represent the prices at which the securities could have been bought or sold. Explanation of the valuation methods for a registered investment company or local government investment program is contained in the appropriate fund offering documentation or information statement.

Amortized Cost The original cost of the principal of the security is adjusted for the amount of the periodic reduction of any discount or premium from the purchase date until the date of the report. Discount or premium with respect to short term securities (those with less than one year to maturity at time of issuance) is amortized on a straightline basis. Such discount or premium with respect to longer term securities is amortized using the constant yield basis.

Tax Reporting Cost data and realized gains / losses are provided for informational purposes only. Please review for accuracy and consult your tax advisor to determine the tax consequences of your security transactions. PFMAM does not report such information to the IRS or other taxing authorities and is not responsible for the accuracy of such information that may be required to be reported to federal, state or other taxing authorities.

Financial Situation In order to better serve you, PFMAM should be promptly notified of any material change in your investment objective or financial situation.

Callable Securities Securities subject to redemption prior to maturity may be redeemed in whole or in part before maturity, which could affect the yield represented.

Portfolio The securities in this portfolio, including shares of mutual funds, are not guaranteed or otherwise protected by PFMAM, the FDIC (except for certain non-negotiable certificates of deposit) or any government agency. Investment in securities involves risks, including the possible loss of the amount invested. Actual settlement values, accrued interest, and amortized cost amounts may vary for securities subject to an adjustable interest rate or subject to principal paydowns. Any changes to the values shown may be reflected within the next monthly statement's beginning values.

Rating Information provided for ratings is based upon a good faith inquiry of selected sources, but its accuracy and completeness cannot be guaranteed.

Shares of some local government investment programs and TERM funds are marketed through representatives of PFMAM's affiliate, PFM Fund Distributors, Inc. which is registered with the SEC as a broker/dealer and is a member of the Financial Industry Regulatory Authority ("FINRA") and the Municipal Securities Rulemaking Board ("MSRB"). You may reach the FINRA by calling the FINRA Hotline at 1-800-289-9999 or at the FINRA website address <https://www.finra.org/investors/investor-contacts>. A brochure describing the FINRA Regulation Public Disclosure Program is also available from FINRA upon request.

Key Terms and Definitions

Dividends on local government investment program funds consist of interest earned, plus any discount ratably amortized to the date of maturity, plus all realized gains and losses on the sale of securities prior to maturity, less ratably amortization of any premium and all accrued expenses to the fund. Dividends are accrued daily and may be paid either monthly or quarterly. The monthly earnings on this statement represent the estimated dividend accrued for the month for any program that distributes earnings on a quarterly basis. There is no guarantee that the estimated amount will be paid on the actual distribution date.

Current Yield is the net change, exclusive of capital changes and income other than investment income, in the value of a hypothetical fund account with a balance of one share over the seven-day base period including the statement date, expressed as a percentage of the value of one share (normally \$1.00 per share) at the beginning of the seven-day period. This resulting net change in account value is then annualized by multiplying it by

365 and dividing the result by 7. The yields quoted should not be considered a representation of the yield of the fund in the future, since the yield is not fixed.

Average maturity represents the average maturity of all securities and investments of a portfolio, determined by multiplying the par or principal value of each security or investment by its maturity (days or years), summing the products, and dividing the sum by the total principal value of the portfolio. The stated maturity date of mortgage backed or callable securities are used in this statement. However the actual maturity of these securities could vary depending on the level or prepayments on the underlying mortgages or whether a callable security has or is still able to be called.

Monthly distribution yield represents the net change in the value of one share (normally \$1.00 per share) resulting from all dividends declared during the month by a fund expressed as a percentage of the value of one share at the beginning of the month. This resulting net change is then annualized by multiplying it by 365 and dividing it by the number of calendar days in the month.

YTM at Cost The yield to maturity at cost is the expected rate of return, based on the original cost, the annual interest receipts, maturity value and the time period from purchase date to maturity, stated as a percentage, on an annualized basis.

YTM at Market The yield to maturity at market is the rate of return, based on the current market value, the annual interest receipts, maturity value and the time period remaining until maturity, stated as a percentage, on an annualized basis.

Managed Account A portfolio of investments managed discretely by PFMAM according to the client's specific investment policy and requirements. The investments are directly owned by the client and held by the client's custodian.

Unsettled Trade A trade which has been executed however the final consummation of the security transaction and payment has not yet taken place.

Please review the detail pages of this statement carefully. If you think your statement is wrong, missing account information, or if you need more information about a transaction, please contact PFMAM within 60 days of receipt. If you have other concerns or questions regarding your account, or to request an updated copy of PFMAM's current disclosure statement, please contact a member of your client management team at PFMAM Service Operations at the address below.

PFM Asset Management LLC
Attn: Service Operations
213 Market Street
Harrisburg, PA 17101

NOT FDIC INSURED

NO BANK GUARANTEE

MAY LOSE VALUE

Managed Account Summary Statement

For the Month Ending April 30, 2022

CSC BROWARD COUNTY CORE PORTFOLIO ██████████

Transaction Summary - Managed Account

Opening Market Value	\$9,401,060.55
Maturities/Calls	0.00
Principal Dispositions	0.00
Principal Acquisitions	13,158,259.21
Unsettled Trades	154,964.76
Change in Current Value	(131,597.19)
Closing Market Value	\$22,582,687.33

Cash Transactions Summary - Managed Account

Maturities/Calls	0.00
Sale Proceeds	0.00
Coupon/Interest/Dividend Income	29,159.78
Principal Payments	0.00
Security Purchases	(13,206,993.44)
Net Cash Contribution	0.00
Reconciling Transactions	0.00

Earnings Reconciliation (Cash Basis) - Managed Account

Interest/Dividends/Coupons Received	29,159.78
Less Purchased Interest Related to Interest/Coupons	(48,734.23)
Plus Net Realized Gains/Losses	0.00
Total Cash Basis Earnings	(\$19,574.45)

Cash Balance

Closing Cash Balance	\$2,405,452.67
-----------------------------	-----------------------

Earnings Reconciliation (Accrual Basis)

	Total
Ending Amortized Value of Securities	22,724,060.97
Ending Accrued Interest	65,471.12
Plus Proceeds from Sales	0.00
Plus Proceeds of Maturities/Calls/Principal Payments	0.00
Plus Coupons/Dividends Received	29,159.78
Less Cost of New Purchases	(13,361,958.20)
Less Beginning Amortized Value of Securities	(9,396,263.33)
Less Beginning Accrued Interest	(21,257.04)
Total Accrual Basis Earnings	\$39,213.30

Managed Account Issuer Summary

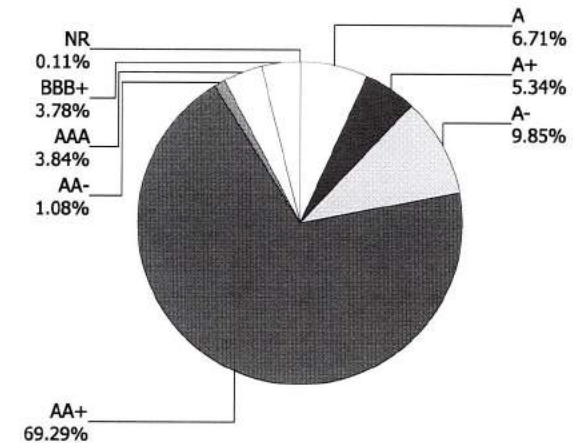
For the Month Ending April 30, 2022

CSC BROWARD COUNTY CORE PORTFOLIO - [REDACTED]

Issuer Summary

Issuer	Market Value of Holdings	Percent
ADOBE INC	96,639.00	0.43
AMERICAN EXPRESS CO	147,041.25	0.65
AMERICAN HONDA FINANCE	174,466.44	0.77
ASIAN DEVELOPMENT BANK	438,923.32	1.94
BANK OF AMERICA CO	373,806.90	1.66
BANK OF MONTREAL	142,036.65	0.63
BANK OF NOVA SCOTIA	187,675.40	0.83
CANADIAN IMPERIAL BANK OF COMMERCE	144,308.70	0.64
CAPITAL ONE FINANCIAL CORP	75,033.18	0.33
CARMAX AUTO OWNER TRUST	100,087.72	0.44
CATERPILLAR INC	188,775.60	0.84
CINTAS CORPORATION NO. 2	54,829.17	0.24
COMCAST CORP	180,812.56	0.80
DEERE & COMPANY	176,796.36	0.78
EXXON MOBIL CORP	98,190.10	0.43
GENERAL DYNAMICS CORP	150,279.30	0.67
GM FINANCIAL CONSUMER AUTOMOBILE TRUST	59,915.74	0.27
GOLDMAN SACHS GROUP INC	148,605.90	0.66
HARLEY-DAVIDSON MOTORCYCLE TRUST	98,702.82	0.44
HORMEL FOODS CORP	190,725.00	0.84
IBM CORP	99,561.40	0.44
INTEL CORPORATION	180,053.10	0.80
JP MORGAN CHASE & CO	373,016.98	1.65
MERCK & CO INC	98,711.10	0.44
MORGAN STANLEY	180,688.74	0.80
NATIONAL RURAL UTILITIES CO FINANCE CORP	120,334.68	0.53
PACCAR FINANCIAL CORP	97,968.20	0.43
PEPSICO INC	147,884.85	0.65
ROYAL BANK OF CANADA	282,133.60	1.25
ROYAL DUTCH SHELL PLC	149,391.00	0.66
SUMITOMO MITSUI FINANCIAL GROUP INC	196,224.00	0.87
THE BANK OF NEW YORK MELLON CORPORATION	385,100.57	1.71

Credit Quality (S&P Ratings)



Managed Account Issuer Summary

For the Month Ending **April 30, 2022**

CSC BROWARD COUNTY CORE PORTFOLIO - [REDACTED]

Issuer	Market Value of Holdings	Percent
TORONTO-DOMINION BANK	292,469.20	1.30
TOYOTA MOTOR CORP	236,253.15	1.05
TRUIST FIN CORP	180,212.60	0.80
UNILEVER PLC	141,854.25	0.63
UNITED PARCEL SERVICE INC	101,294.30	0.45
UNITED STATES TREASURY	15,648,124.80	69.29
UNITEDHEALTH GROUP INC	150,879.90	0.67
WELLS FARGO & COMPANY	147,256.95	0.65
WESTPAC BANKING CORP	145,622.85	0.64
Total	\$22,582,687.33	100.00%

Managed Account Detail of Securities Held

For the Month Ending April 30, 2022

CSC BROWARD COUNTY CORE PORTFOLIO - [REDACTED]

Security Type/Description Dated Date/Coupon/Maturity	CUSIP	Par	S&P Rating	Moody's Rating	Trade Date	Settle Date	Original Cost	YTM at Cost	Accrued Interest	Amortized Cost	Market Value
U.S. Treasury Bond / Note											
US TREASURY NOTES DTD 03/31/2016 1.500% 03/31/2023	912828O29	1,000,000.00	AA+	Aaa	04/20/22	04/21/22	996,328.13	1.89	1,270.49	996,434.87	995,000.00
US TREASURY N/B NOTES DTD 05/31/2021 0.125% 05/31/2023	91282CCD1	1,000,000.00	AA+	Aaa	04/05/22	04/06/22	978,632.81	2.01	521.98	979,904.67	977,656.20
US TREASURY NOTES DTD 06/30/2016 1.375% 06/30/2023	912828S35	1,000,000.00	AA+	Aaa	03/29/22	03/30/22	992,460.94	1.99	4,595.99	992,988.84	989,375.00
US TREASURY N/B NOTES DTD 07/31/2021 0.125% 07/31/2023	91282CCN9	1,000,000.00	AA+	Aaa	03/29/22	03/30/22	974,296.88	2.08	310.77	975,982.33	972,031.20
US TREASURY NOTES DTD 08/31/2016 1.375% 08/31/2023	9128282D1	1,000,000.00	AA+	Aaa	04/01/22	04/05/22	989,062.50	2.17	2,316.58	989,616.84	985,937.50
US TREASURY NOTES DTD 09/30/2021 0.250% 09/30/2023	91282CDA6	1,000,000.00	AA+	Aaa	03/29/22	03/30/22	971,679.69	2.18	211.75	973,330.42	969,062.50
US TREASURY NOTES DTD 10/31/2016 1.625% 10/31/2023	912828T91	1,000,000.00	AA+	Aaa	04/04/22	04/05/22	990,234.38	2.26	44.16	990,676.73	986,718.80
US TREASURY N/B NOTES DTD 11/30/2021 0.500% 11/30/2023	91282CDM0	1,000,000.00	AA+	Aaa	04/01/22	04/05/22	970,195.31	2.35	2,087.91	971,478.29	967,656.20
US TREASURY NOTES DTD 01/03/2017 2.250% 12/31/2023	912828V23	1,000,000.00	AA+	Aaa	04/05/22	04/06/22	996,992.19	2.43	7,520.72	997,110.79	993,750.00
US TREASURY N/B NOTES DTD 01/31/2022 0.875% 01/31/2024	91282CDV0	1,000,000.00	AA+	Aaa	04/01/22	04/05/22	972,382.81	2.43	2,175.41	973,460.96	969,531.20
US TREASURY NOTES DTD 02/28/2017 2.125% 02/29/2024	912828W48	1,000,000.00	AA+	Aaa	04/04/22	04/05/22	994,570.31	2.42	3,580.16	994,773.44	990,156.20
US TREASURY NOTES DTD 03/15/2021 0.250% 03/15/2024	91282CBR1	1,000,000.00	AA+	Aaa	03/29/22	03/30/22	959,531.25	2.38	319.29	961,339.91	955,625.00
US TREASURY NOTES DTD 08/31/2017 1.875% 08/31/2024	9128282U3	1,000,000.00	AA+	Aaa	04/04/22	04/05/22	983,593.75	2.58	3,158.97	984,079.03	978,593.80
US TREASURY NOTES DTD 09/30/2019 1.500% 09/30/2024	912828YH7	1,000,000.00	AA+	Aaa	03/29/22	03/30/22	975,312.50	2.52	1,270.49	976,175.89	969,062.50

Managed Account Detail of Securities Held

For the Month Ending April 30, 2022

CSC BROWARD COUNTY CORE PORTFOLIO - ██████████

Security Type/Description Dated Date/Coupon/Maturity	CUSIP	Par	S&P Rating	Moody's Rating	Trade Date	Settle Date	Original Cost	YTM at Cost	Accrued Interest	Amortized Cost	Market Value
U.S. Treasury Bond / Note											
US TREASURY NOTES DTD 10/31/2017 2.250% 10/31/2024	9128283D0	1,000,000.00	AA+	Aaa	04/01/22	04/05/22	990,898.44	2.62	61.14	991,150.19	985,312.50
US TREASURY N/B NOTES DTD 02/15/2022 1.500% 02/15/2025	91282CDZ1	1,000,000.00	AA+	Aaa	03/29/22	03/30/22	970,703.13	2.56	3,107.73	971,593.44	962,656.20
Security Type Sub-Total		16,000,000.00					15,706,875.02	2.30	32,553.54	15,720,096.64	15,648,124.80
Supra-National Agency Bond / Note											
ASIAN DEVELOPMENT BANK NOTES DTD 04/27/2022 2.875% 05/06/2025	045167FM0	440,000.00	AAA	Aaa	04/20/22	04/27/22	439,480.80	2.92	140.56	439,482.68	438,923.32
Security Type Sub-Total		440,000.00					439,480.80	2.92	140.56	439,482.68	438,923.32
Corporate Note											
UNITEDHEALTH GROUP INC CORP NOTES DTD 12/17/2018 3.500% 02/15/2024	91324PDM1	150,000.00	A+	A3	04/04/22	04/06/22	152,553.00	2.56	1,108.33	152,459.14	150,879.90
COMCAST CORP (CALLABLE) CORPORATE NOTES DTD 10/05/2018 3.700% 04/15/2024	20030NCRO	80,000.00	A-	A3	04/04/22	04/06/22	81,522.40	2.73	131.56	81,468.72	80,776.56
MORGAN STANLEY CORP NOTES DTD 04/28/2014 3.875% 04/29/2024	61746BDO6	80,000.00	BBB+	A1	04/05/22	04/07/22	81,480.80	2.94	17.22	81,433.60	80,716.64
IBM CORP NOTES DTD 05/15/2019 3.000% 05/15/2024	459200JY8	100,000.00	A-	A3	03/29/22	03/31/22	100,629.00	2.69	1,383.33	100,603.87	99,561.40
HORMEL FOODS CORP NOTES (CALLABLE) DTD 06/03/2021 0.650% 06/03/2024	440452AG5	100,000.00	A	A1	03/29/22	03/31/22	96,042.00	2.53	267.22	96,196.34	95,362.50
HORMEL FOODS CORP NOTES (CALLABLE) DTD 06/03/2021 0.650% 06/03/2024	440452AG5	100,000.00	A	A1	04/20/22	04/22/22	95,636.00	2.79	267.22	95,686.81	95,362.50
TORONTO-DOMINION BANK DTD 06/12/2019 2.650% 06/12/2024	89114OCA4	200,000.00	A	A1	03/29/22	03/31/22	199,556.00	2.75	2,046.39	199,573.12	197,659.00
SUMITOMO MITSUI FINL GRP CORP BONDS DTD 07/16/2019 2.696% 07/16/2024	86562MBM1	200,000.00	A-	A1	03/29/22	03/31/22	198,042.00	3.14	1,572.67	198,114.43	196,224.00

Managed Account Detail of Securities Held

For the Month Ending April 30, 2022

CSC BROWARD COUNTY CORE PORTFOLIO - ██████████

Security Type/Description Dated Date/Coupon/Maturity	CUSIP	Par	S&P Rating	Moody's Rating	Trade Date	Settle Date	Original Cost	YTM at Cost	Accrued Interest	Amortized Cost	Market Value
Corporate Note											
AMERICAN EXPRESS CO CORP NOTES (CALLABLE DTD 07/30/2019 2.500% 07/30/2024	025816CG2	150,000.00	BBB+	A2	03/29/22	03/31/22	149,266.50	2.72	947.92	149,293.19	147,041.25
BANK OF NOVA SCOTIA CORPORATE NOTES DTD 08/03/2021 0.650% 07/31/2024	0641596E1	200,000.00	A-	A2	03/29/22	03/31/22	189,552.00	2.98	328.61	189,931.70	187,675.40
UNILEVER CAPITAL CORP (CALLABLE) CORPORA DTD 08/12/2021 0.626% 08/12/2024	904764BN6	150,000.00	A+	A1	04/27/22	04/29/22	142,701.00	2.84	206.06	142,718.46	141,854.25
PACCAR FINANCIAL CORP NOTES DTD 08/15/2019 2.150% 08/15/2024	69371RO25	100,000.00	A+	A1	03/29/22	03/31/22	98,744.00	2.70	453.89	98,788.86	97,968.20
BONY MELLON CORP NOTES (CALLABLE) DTD 09/11/2014 3.250% 09/11/2024	06406HCX5	200,000.00	A	A1	03/29/22	03/31/22	202,222.00	2.78	902.78	202,142.28	200,470.20
CATERPILLAR FINL SERVICE CORPORATE NOTES DTD 09/14/2021 0.600% 09/13/2024	14913R2P1	100,000.00	A	A2	03/29/22	03/31/22	95,202.00	2.63	80.00	95,367.82	94,302.90
TOYOTA MOTOR CREDIT CORP CORPORATE NOTES DTD 09/13/2021 0.625% 09/13/2024	89236TJN6	150,000.00	A+	A1	04/04/22	04/06/22	142,480.50	2.77	125.00	142,691.48	141,476.85
JPMORGAN CHASE & CO CORPORATE NOTES (CAL DTD 09/16/2020 0.653% 09/16/2024	46647PBS4	150,000.00	A-	A2	03/29/22	03/31/22	145,635.00	1.87	122.44	145,785.35	144,969.60
ROYAL BANK OF CANADA CORPORATE NOTES DTD 10/07/2021 0.750% 10/07/2024	78016EZK8	200,000.00	A	A1	03/29/22	03/31/22	189,440.00	2.94	100.00	189,795.44	187,665.20
BANK OF AMERICA CORP (CALLABLE) CORPORAT DTD 10/21/2020 0.810% 10/24/2024	06051GJH3	150,000.00	A-	A2	03/29/22	03/31/22	144,883.50	2.18	23.63	145,052.60	143,764.35
TRUIST FIN CORP NOTES (CALLABLE) DTD 10/26/2017 2.850% 10/26/2024	05531FBB8	80,000.00	A-	A3	04/05/22	04/07/22	79,702.40	3.00	31.67	79,710.06	79,221.20

Managed Account Detail of Securities Held

For the Month Ending April 30, 2022

CSC BROWARD COUNTY CORE PORTFOLIO - [REDACTED]

Security Type/Description Dated Date/Coupon/Maturity	CUSIP	Par	S&P Rating	Moody's Rating	Trade Date	Settle Date	Original Cost	YTM at Cost	Accrued Interest	Amortized Cost	Market Value
Corporate Note											
TORONTO-DOMINION BANK CORPORATE NOTES DTD 01/12/2022 1.450% 01/10/2025	89114TZL9	100,000.00	A	A1	04/06/22	04/08/22	95,525.00	3.16	439.03	95,627.11	94,810.20
BANK OF MONTREAL CORPORATE NOTES DTD 01/10/2022 1.500% 01/10/2025	06368FAE9	150,000.00	A-	A2	03/29/22	03/31/22	143,973.00	3.02	693.75	144,156.89	142,036.65
ROYAL BANK OF CANADA CORPORATE NOTES DTD 01/21/2022 1.600% 01/21/2025	78016EYM3	100,000.00	A	A1	04/06/22	04/08/22	96,195.00	3.03	444.44	96,280.88	94,468.40
BANK OF AMERICA CORP NOTES DTD 01/22/2015 4.000% 01/22/2025	06051GFM6	80,000.00	BBB+	Baa1	04/20/22	04/22/22	80,687.20	3.67	880.00	80,681.05	80,014.80
BANK OF AMERICA CORP NOTES DTD 01/22/2015 4.000% 01/22/2025	06051GFM6	150,000.00	BBB+	Baa1	03/29/22	03/31/22	152,590.50	3.35	1,650.00	152,512.38	150,027.75
JPMORGAN CHASE & CO CORP NOTES DTD 01/23/2015 3.125% 01/23/2025	46625HKC3	150,000.00	A-	A2	03/29/22	03/31/22	150,720.00	2.95	1,276.04	150,696.18	148,215.30
GOLDMAN SACHS GROUP INC CORP NOTES (CALL DTD 01/23/2015 3.500% 01/23/2025	38148LAC0	150,000.00	BBB+	A2	03/29/22	03/31/22	151,290.00	3.18	1,429.17	151,247.32	148,605.90
CANADIAN IMPERIAL BANK DTD 01/28/2020 2.250% 01/28/2025	13607GLZ5	150,000.00	A-	A2	03/29/22	03/31/22	146,374.50	3.15	871.88	146,483.19	144,308.70
ADOBE INC CORP NOTE DTD 02/03/2020 1.900% 02/01/2025	00724PAB5	100,000.00	A+	A2	03/29/22	03/31/22	97,539.00	2.81	475.00	97,612.50	96,639.00
NATIONAL RURAL UTIL COOP CORPORATE NOTES DTD 02/07/2022 1.875% 02/07/2025	63743HFC1	100,000.00	A-	A2	03/29/22	03/31/22	96,777.00	3.06	437.50	96,872.70	95,514.20
MERCK & CO INC CORP NOTES DTD 02/10/2015 2.750% 02/10/2025	58933YAR6	100,000.00	A+	A1	03/29/22	03/31/22	100,098.00	2.71	618.75	100,094.82	98,711.10
COMCAST CORP (CALLABLE) NOTE DTD 08/12/2014 3.375% 02/15/2025	20030NBL4	100,000.00	A-	A3	03/29/22	03/31/22	101,371.00	2.87	712.50	101,326.73	100,036.00

Managed Account Detail of Securities Held

For the Month Ending April 30, 2022

CSC BROWARD COUNTY CORE PORTFOLIO - [REDACTED]

Security Type/Description Dated Date/Coupon/Maturity	CUSIP	Par	S&P Rating	Moody's Rating	Trade Date	Settle Date	Original Cost	YTM at Cost	Accrued Interest	Amortized Cost	Market Value
Corporate Note											
WESTPAC BANKING CORP CORPORATE NOTES DTD 11/19/2019 2.350% 02/19/2025	961214EH2	150,000.00	AA-	Aa3	03/29/22	03/31/22	147,616.50	2.93	705.00	147,686.47	145,622.85
WELLS FARGO & COMPANY NOTES DTD 02/19/2015 3.000% 02/19/2025	94974BGH7	150,000.00	BBB+	A1	03/29/22	03/31/22	149,997.00	3.00	900.00	149,997.09	147,256.95
EXXON MOBIL CORP CORPORATE NT (CALLABLE) DTD 03/06/2015 2.709% 03/06/2025	30231GAF9	100,000.00	AA-	Aa2	03/29/22	03/31/22	99,669.00	2.83	413.88	99,678.58	98,190.10
HONDA MOTOR CO CORP NOTES (CALLABLE) DTD 03/10/2022 2.271% 03/10/2025	438127AA0	180,000.00	A-	A3	04/06/22	04/08/22	176,713.20	2.93	579.11	176,784.05	174,466.44
INTEL CORP CORPORATE NOTES DTD 03/25/2020 3.400% 03/25/2025	458140BP4	80,000.00	A+	A1	04/06/22	04/08/22	80,822.40	3.03	272.00	80,804.92	80,023.60
INTEL CORP CORPORATE NOTES DTD 03/25/2020 3.400% 03/25/2025	458140BP4	100,000.00	A+	A1	03/29/22	03/31/22	101,575.00	2.85	340.00	101,530.21	100,029.50
UNITED PARCEL SERVICE CORPORATE NOTES DTD 03/24/2020 3.900% 04/01/2025	911312BX3	100,000.00	A-	A2	03/29/22	03/31/22	102,957.00	2.87	325.00	102,873.44	101,294.30
DEERE & COMPANY CORPORATE NOTES (CALLABL) DTD 03/30/2020 2.750% 04/15/2025	244199BH7	180,000.00	A	A2	04/20/22	04/22/22	177,719.40	3.20	220.00	177,738.25	176,796.36
BANK OF NY MELLON CORP (CALLABLE) CORP N DTD 04/26/2022 3.350% 04/25/2025	06406RBC0	185,000.00	A	A1	04/19/22	04/26/22	184,974.10	3.36	86.08	184,974.22	184,630.37
PEPSICO INCMCORP NOTES (CALLABLE) DTD 04/30/2015 2.750% 04/30/2025	713448CT3	150,000.00	A+	A1	04/20/22	04/22/22	148,953.00	2.99	11.46	148,961.54	147,884.85
CINTAS CORPORATION NO. 2 CORP NOTE (CALL DTD 05/03/2022 3.450% 05/01/2025	17252MAP5	55,000.00	A-	A3	04/26/22	05/03/22	54,987.90	3.46	0.00	54,987.90	54,829.17

Managed Account Detail of Securities Held

For the Month Ending April 30, 2022

CSC BROWARD COUNTY CORE PORTFOLIO - [REDACTED]

Security Type/Description Dated Date/Coupon/Maturity	CUSIP	Par	S&P Rating	Moody's Rating	Trade Date	Settle Date	Original Cost	YTM at Cost	Accrued Interest	Amortized Cost	Market Value
Corporate Note											
SUNTRUST BANKS INC (CALLABLE) CORP NOTE DTD 04/26/2018 4.000% 05/01/2025	867914BS1	100,000.00	A-	A3	04/05/22	04/07/22	102,376.00	3.18	2,000.00	102,322.15	100,991.40
SHELL INTERNATIONAL FIN CORPORATE NOTES DTD 05/11/2015 3.250% 05/11/2025	822582BD3	150,000.00	A+	Aa2	04/04/22	04/06/22	151,617.00	2.88	2,302.08	151,581.26	149,391.00
CATERPILLAR FINL SERVICE CORPORATE NOTES DTD 05/15/2020 1.450% 05/15/2025	14913R2C0	100,000.00	A	A2	04/20/22	04/22/22	95,063.00	3.15	668.61	95,102.71	94,472.70
GENERAL DYNAMICS CORP (CALLABLE) CORP NO DTD 05/11/2018 3.500% 05/15/2025	369550BG2	150,000.00	A-	A3	04/05/22	04/07/22	152,328.00	2.97	2,420.83	152,275.93	150,279.30
NATIONAL RURAL UTIL COOP CORPORATE NOTES DTD 05/04/2022 3.450% 06/15/2025	63743HFE7	25,000.00	NR	NR	04/27/22	05/04/22	24,993.25	3.46	0.00	24,993.25	24,820.48
MORGAN STANLEY CORP NOTES DTD 07/23/2015 4.000% 07/23/2025	6174468C6	100,000.00	BBB+	A1	04/05/22	04/07/22	101,885.00	3.39	1,088.89	101,847.39	99,972.10
JPMORGAN CHASE & CO (CALLABLE) CORPORATE DTD 04/26/2022 4.080% 04/26/2026	46647PCZ7	80,000.00	A-	A2	04/19/22	04/26/22	80,000.00	4.08	45.33	80,000.00	79,832.08
Security Type Sub-Total		6,205,000.00					6,132,677.05	2.94	32,422.27	6,134,544.38	6,067,123.45
Asset-Backed Security											
TAOT 2022-B A3 DTD 04/13/2022 2.930% 09/15/2026	89238FAD5	95,000.00	AAA	Aaa	04/07/22	04/13/22	94,997.78	2.93	139.17	94,997.80	94,776.30
HDMOT 2022-A A3 DTD 04/20/2022 3.060% 02/15/2027	41284YAD8	100,000.00	AAA	Aaa	04/12/22	04/20/22	99,983.35	3.06	93.50	99,983.45	98,702.82
GMCAR 2022-2 A3 DTD 04/13/2022 3.100% 02/16/2027	362585ACS	60,000.00	AAA	Aaa	04/05/22	04/13/22	59,987.46	3.10	93.00	59,987.59	59,915.74

Managed Account Detail of Securities Held

For the Month Ending April 30, 2022

CSC BROWARD COUNTY CORE PORTFOLIO - [REDACTED]

Security Type/Description Dated Date/Coupon/Maturity	CUSIP	Par	S&P Rating	Moody's Rating	Trade Date	Settle Date	Original Cost	YTM at Cost	Accrued Interest	Amortized Cost	Market Value
Asset-Backed Security											
CARMX 2022-2 A3 DTD 04/28/2022 3.490% 02/16/2027	14317HAC5	100,000.00	AAA	Aaa	04/21/22	04/28/22	99,984.79	3.49	29.08	99,984.82	100,087.72
COPAR 2022-1 A3 DTD 05/04/2022 3.170% 04/15/2027	140430AC6	75,000.00	AAA	NR	04/26/22	05/04/22	74,983.61	3.17	0.00	74,983.61	75,033.18
Security Type Sub-Total		430,000.00					429,936.99	3.16	354.75	429,937.27	428,515.76
Managed Account Sub-Total		23,075,000.00					22,708,969.86	2.50	65,471.12	22,724,060.97	22,582,687.33
Securities Sub-Total		\$23,075,000.00					\$22,708,969.86	2.50%	\$65,471.12	\$22,724,060.97	\$22,582,687.33
Accrued Interest											\$65,471.12
Total Investments											\$22,648,158.45

Bolded items are forward settling trades.

Managed Account Fair Market Value & Analytics

For the Month Ending April 30, 2022

CSC BROWARD COUNTY CORE PORTFOLIO - ██████████

Security Type/Description Dated Date/Coupon/Maturity	CUSIP	Par	Broker	Next Call Date	Market Price	Market Value	Unreal G/L On Cost	Unreal G/L Amort Cost	Effective Duration	YTM at Mkt
U.S. Treasury Bond / Note										
US TREASURY NOTES DTD 03/31/2016 1.500% 03/31/2023	912828O29	1,000,000.00	JPM_CHA		99.50	995,000.00	(1,328.13)	(1,434.87)	0.92	2.05
US TREASURY N/B NOTES DTD 05/31/2021 0.125% 05/31/2023	91282CCD1	1,000,000.00	MORGAN_		97.77	977,656.20	(976.61)	(2,248.47)	1.09	2.22
US TREASURY NOTES DTD 06/30/2016 1.375% 06/30/2023	912828S35	1,000,000.00	MERRILL		98.94	989,375.00	(3,085.94)	(3,613.84)	1.16	2.30
US TREASURY N/B NOTES DTD 07/31/2021 0.125% 07/31/2023	91282CCN9	1,000,000.00	JPM_CHA		97.20	972,031.20	(2,265.68)	(3,951.13)	1.26	2.40
US TREASURY NOTES DTD 08/31/2016 1.375% 08/31/2023	912828D1	1,000,000.00	MERRILL		98.59	985,937.50	(3,125.00)	(3,679.34)	1.33	2.45
US TREASURY NOTES DTD 09/30/2021 0.250% 09/30/2023	91282CDA6	1,000,000.00	CITIGRP		96.91	969,062.50	(2,617.19)	(4,267.92)	1.42	2.48
US TREASURY NOTES DTD 10/31/2016 1.625% 10/31/2023	912828T91	1,000,000.00	MERRILL		98.67	986,718.80	(3,515.58)	(3,957.93)	1.48	2.53
US TREASURY N/B NOTES DTD 11/30/2021 0.500% 11/30/2023	91282CDM0	1,000,000.00	JPM_CHA		96.77	967,656.20	(2,539.11)	(3,822.09)	1.58	2.60
US TREASURY NOTES DTD 01/03/2017 2.250% 12/31/2023	912828V23	1,000,000.00	CITIGRP		99.38	993,750.00	(3,242.19)	(3,360.79)	1.64	2.63
US TREASURY N/B NOTES DTD 01/31/2022 0.875% 01/31/2024	91282CDV0	1,000,000.00	JPM_CHA		96.95	969,531.20	(2,851.61)	(3,929.76)	1.74	2.66
US TREASURY NOTES DTD 02/28/2017 2.125% 02/29/2024	912828W48	1,000,000.00	JPM_CHA		99.02	990,156.20	(4,414.11)	(4,617.24)	1.80	2.68
US TREASURY NOTES DTD 03/15/2021 0.250% 03/15/2024	91282CBR1	1,000,000.00	JPM_CHA		95.56	955,625.00	(3,906.25)	(5,714.91)	1.87	2.69
US TREASURY NOTES DTD 08/31/2017 1.875% 08/31/2024	912828U3	1,000,000.00	CITIGRP		97.86	978,593.80	(4,999.95)	(5,485.23)	2.29	2.83
US TREASURY NOTES DTD 09/30/2019 1.500% 09/30/2024	912828YH7	1,000,000.00	MERRILL		96.91	969,062.50	(6,250.00)	(7,113.39)	2.38	2.83
US TREASURY NOTES DTD 10/31/2017 2.250% 10/31/2024	912828D0	1,000,000.00	MERRILL		98.53	985,312.50	(5,585.94)	(5,837.69)	2.42	2.86
US TREASURY N/B NOTES DTD 02/15/2022 1.500% 02/15/2025	91282CDZ1	1,000,000.00	JPM_CHA		96.27	962,656.20	(8,046.93)	(8,937.24)	2.74	2.90
Security Type Sub-Total		16,000,000.00				15,648,124.80	(58,750.22)	(71,971.84)	1.69	2.57

Managed Account Fair Market Value & Analytics

For the Month Ending April 30, 2022

CSC BROWARD COUNTY CORE PORTFOLIO - [REDACTED]

Security Type/Description Dated Date/Coupon/Maturity	CUSIP	Par	Broker	Next Call Date	Market Price	Market Value	Unreal G/L On Cost	Unreal G/L Amort Cost	Effective Duration	YTM at Mkt
Supra-National Agency Bond / Note										
ASIAN DEVELOPMENT BANK NOTES DTD 04/27/2022 2.875% 05/06/2025	045167FM0	440,000.00	MERRILL		99.76	438,923.32	(557.48)	(559.36)	2.91	2.96
Security Type Sub-Total		440,000.00				438,923.32	(557.48)	(559.36)	2.91	2.96
Corporate Note										
UNITEDHEALTH GROUP INC CORP NOTES DTD 12/17/2018 3.500% 02/15/2024	91324PDM1	150,000.00	SUSQ		100.59	150,879.90	(1,673.10)	(1,579.24)	1.74	3.16
COMCAST CORP (CALLABLE) CORPORATE NOTES DTD 10/05/2018 3.700% 04/15/2024	20030NCR0	80,000.00	CITIGRP	03/15/24	100.97	80,776.56	(745.84)	(692.16)	1.83	3.18
MORGAN STANLEY CORP NOTES DTD 04/28/2014 3.875% 04/29/2024	61746BD06	80,000.00	BNP_PAR		100.90	80,716.64	(764.16)	(716.96)	1.94	3.41
IBM CORP NOTES DTD 05/15/2019 3.000% 05/15/2024	459200JY8	100,000.00	RBC		99.56	99,561.40	(1,067.60)	(1,042.47)	1.97	3.22
HORMEL FOODS CORP NOTES (CALLABLE) DTD 06/03/2021 0.650% 06/03/2024	440452AG5	100,000.00	DEUTSCH	06/03/22	95.36	95,362.50	(679.50)	(833.84)	0.11	2.95
HORMEL FOODS CORP NOTES (CALLABLE) DTD 06/03/2021 0.650% 06/03/2024	440452AG5	100,000.00	CITIGRP	06/03/22	95.36	95,362.50	(273.50)	(324.31)	0.11	2.95
TORONTO-DOMINION BANK DTD 06/12/2019 2.650% 06/12/2024	89114OCA4	200,000.00	CBAA		98.83	197,659.00	(1,897.00)	(1,914.12)	2.05	3.23
SUMITOMO MITSUI FINL GRP CORP BONDS DTD 07/16/2019 2.696% 07/16/2024	86562MBM1	200,000.00	SMBC		98.11	196,224.00	(1,818.00)	(1,890.43)	2.15	3.59
AMERICAN EXPRESS CO CORP NOTES (CALLABLE) DTD 07/30/2019 2.500% 07/30/2024	025816CG2	150,000.00	MKTX	06/30/24	98.03	147,041.25	(2,225.25)	(2,251.94)	2.11	3.42
BANK OF NOVA SCOTIA CORPORATE NOTES DTD 08/03/2021 0.650% 07/31/2024	0641596E1	200,000.00	CBAA		93.84	187,675.40	(1,876.60)	(2,256.30)	2.24	3.52
UNILEVER CAPITAL CORP (CALLABLE) CORPORA DTD 08/12/2021 0.626% 08/12/2024	904764BN6	150,000.00	MORGAN_	08/12/22	94.57	141,854.25	(846.75)	(864.21)	0.30	3.11
PACCAR FINANCIAL CORP NOTES DTD 08/15/2019 2.150% 08/15/2024	69371RO25	100,000.00	JSEB		97.97	97,968.20	(775.80)	(820.66)	2.24	3.07

Managed Account Fair Market Value & Analytics

For the Month Ending April 30, 2022

CSC BROWARD COUNTY CORE PORTFOLIO - [REDACTED]

Security Type/Description Dated Date/Coupon/Maturity	CUSIP	Par	Broker	Next Call Date	Market Price	Market Value	Unreal G/L On Cost	Unreal G/L Amort Cost	Effective Duration	YTM at Mkt
Corporate Note										
BONY MELLON CORP NOTES (CALLABLE) DTD 09/11/2014 3.250% 09/11/2024	06406HCX5	200,000.00	CITIGRP	08/11/24	100.24	200,470.20	(1,751.80)	(1,672.08)	2.21	3.14
CATERPILLAR FINL SERVICE CORPORATE NOTES DTD 09/14/2021 0.600% 09/13/2024	14913R2P1	100,000.00	JPM_CHA		94.30	94,302.90	(899.10)	(1,064.92)	2.36	3.11
TOYOTA MOTOR CREDIT CORP CORPORATE NOTES DTD 09/13/2021 0.625% 09/13/2024	89236TJN6	150,000.00	NOMURA		94.32	141,476.85	(1,003.65)	(1,214.63)	2.36	3.13
JPMORGAN CHASE & CO CORPORATE NOTES (CAL DTD 09/16/2020 0.653% 09/16/2024	46647PBS4	150,000.00	JSEB	09/16/23	96.65	144,969.60	(665.40)	(815.75)	1.38	2.11
ROYAL BANK OF CANADA CORPORATE NOTES DTD 10/07/2021 0.750% 10/07/2024	78016EZX8	200,000.00	MKTX		93.83	187,665.20	(1,774.80)	(2,130.24)	2.42	3.41
BANK OF AMERICA CORP (CALLABLE) CORPORAT DTD 10/21/2020 0.810% 10/24/2024	06051GJH3	150,000.00	MKTX	10/24/23	95.84	143,764.35	(1,119.15)	(1,288.25)	1.48	2.55
TRUIST FIN CORP NOTES (CALLABLE) DTD 10/26/2017 2.850% 10/26/2024	05531FBB8	80,000.00	TFC	09/26/24	99.03	79,221.20	(481.20)	(488.86)	2.34	3.26
TORONTO-DOMINION BANK CORPORATE NOTES DTD 01/12/2022 1.450% 01/10/2025	89114TZL9	100,000.00	TD		94.81	94,810.20	(714.80)	(816.91)	2.64	3.48
BANK OF MONTREAL CORPORATE NOTES DTD 01/10/2022 1.500% 01/10/2025	06368FAE9	150,000.00	GOLDMAN		94.69	142,036.65	(1,936.35)	(2,120.24)	2.64	3.58
ROYAL BANK OF CANADA CORPORATE NOTES DTD 01/21/2022 1.600% 01/21/2025	78016EYM3	100,000.00	MERRILL		94.47	94,468.40	(1,726.60)	(1,812.48)	2.67	3.75
BANK OF AMERICA CORP NOTES DTD 01/22/2015 4.000% 01/22/2025	06051GFM6	80,000.00	MERRILL		100.02	80,014.80	(672.40)	(666.25)	2.59	3.99
BANK OF AMERICA CORP NOTES DTD 01/22/2015 4.000% 01/22/2025	06051GFM6	150,000.00	MORGAN_		100.02	150,027.75	(2,562.75)	(2,484.63)	2.59	3.99
JPMORGAN CHASE & CO CORP NOTES DTD 01/23/2015 3.125% 01/23/2025	46625HKC3	150,000.00	RBC	10/23/24	98.81	148,215.30	(2,504.70)	(2,480.88)	2.39	3.58

Managed Account Fair Market Value & Analytics

For the Month Ending April 30, 2022

CSC BROWARD COUNTY CORE PORTFOLIO - [REDACTED]

Security Type/Description Dated Date/Coupon/Maturity	CUSIP	Par	Broker	Next Call Date	Market Price	Market Value	Unreal G/L On Cost	Unreal G/L Amort Cost	Effective Duration	YTM at Mkt
Corporate Note										
GOLDMAN SACHS GROUP INC CORP NOTES (CALL DTD 01/23/2015 3.500% 01/23/2025	38148LAC0	150,000.00	MERRILL	10/23/24	99.07	148,605.90	(2,684.10)	(2,641.42)	2.38	3.86
CANADIAN IMPERIAL BANK DTD 01/28/2020 2.250% 01/28/2025	13607GLZ5	150,000.00	CITIGRP		96.21	144,308.70	(2,065.80)	(2,174.49)	2.66	3.72
ADOBE INC CORP NOTE DTD 02/03/2020 1.900% 02/01/2025	00724PAB5	100,000.00	JSEB		96.64	96,639.00	(900.00)	(973.50)	2.68	3.18
NATIONAL RURAL UTIL COOP CORPORATE NOTES DTD 02/07/2022 1.875% 02/07/2025	63743HFC1	100,000.00	MKTX		95.51	95,514.20	(1,262.80)	(1,358.50)	2.70	3.59
MERCK & CO INC CORP NOTES DTD 02/10/2015 2.750% 02/10/2025	58933YAR6	100,000.00	AMHERST	11/10/24	98.71	98,711.10	(1,386.90)	(1,383.72)	2.45	3.24
COMCAST CORP (CALLABLE) NOTE DTD 08/12/2014 3.375% 02/15/2025	20030NBL4	100,000.00	DEUTSCH	11/15/24	100.04	100,036.00	(1,335.00)	(1,290.73)	2.44	3.36
WESTPAC BANKING CORP CORPORATE NOTES DTD 11/19/2019 2.350% 02/19/2025	961214EH2	150,000.00	MORGAN_		97.08	145,622.85	(1,993.65)	(2,063.62)	2.72	3.45
WELLS FARGO & COMPANY NOTES DTD 02/19/2015 3.000% 02/19/2025	94974BGH7	150,000.00	SUSQ		98.17	147,256.95	(2,740.05)	(2,740.14)	2.70	3.69
EXXON MOBIL CORP CORPORATE NT (CALLABLE) DTD 03/06/2015 2.709% 03/06/2025	30231GAF9	100,000.00	DEUTSCH	12/06/24	98.19	98,190.10	(1,478.90)	(1,488.48)	2.52	3.38
HONDA MOTOR CO CORP NOTES (CALLABLE) DTD 03/10/2022 2.271% 03/10/2025	438127AA0	180,000.00	MKTX	02/10/25	96.93	174,466.44	(2,246.76)	(2,317.61)	2.70	3.41
INTEL CORP CORPORATE NOTES DTD 03/25/2020 3.400% 03/25/2025	458140BP4	80,000.00	MORGAN_		100.03	80,023.60	(798.80)	(781.32)	2.78	3.39
INTEL CORP CORPORATE NOTES DTD 03/25/2020 3.400% 03/25/2025	458140BP4	100,000.00	JSEB		100.03	100,029.50	(1,545.50)	(1,500.71)	2.78	3.39
UNITED PARCEL SERVICE CORPORATE NOTES DTD 03/24/2020 3.900% 04/01/2025	911312BX3	100,000.00	MKTX		101.29	101,294.30	(1,662.70)	(1,579.14)	2.78	3.43

Managed Account Fair Market Value & Analytics

For the Month Ending April 30, 2022

CSC BROWARD COUNTY CORE PORTFOLIO - [REDACTED]

Security Type/Description Dated Date/Coupon/Maturity	CUSIP	Par	Broker	Next Call Date	Market Price	Market Value	Unreal G/L On Cost	Unreal G/L Amort Cost	Effective Duration	YTM at Mkt
Corporate Note										
DEERE & COMPANY CORPORATE NOTES (CALLABL DTD 03/30/2020 2.750% 04/15/2025	244199BH7	180,000.00	KEYBANC	03/15/25	98.22	176,796.36	(923.04)	(941.89)	2.78	3.39
BANK OF NY MELLON CORP (CALLABLE) CORP N DTD 04/26/2022 3.350% 04/25/2025	06406RBC0	185,000.00	CITIGRP	03/25/25	99.80	184,630.37	(343.73)	(343.85)	2.87	3.42
PEPSICO INCMCORP NOTES (CALLABLE) DTD 04/30/2015 2.750% 04/30/2025	713448CT3	150,000.00	MERRILL	01/30/25	98.59	147,884.85	(1,068.15)	(1,076.69)	2.63	3.25
CINTAS CORPORATION NO. 2 CORP NOTE (CALL DTD 05/03/2022 3.450% 05/01/2025	17252MAP5	55,000.00	KEYBANC	04/01/25	99.69	54,829.17	(158.73)	(158.73)	2.88	3.56
SUNTRUST BANKS INC (CALLABLE) CORP NOTE DTD 04/26/2018 4.000% 05/01/2025	867914BS1	100,000.00	GOLDMAN	03/01/25	100.99	100,991.40	(1,384.60)	(1,330.75)	2.66	3.65
SHELL INTERNATIONAL FIN CORPORATE NOTES DTD 05/11/2015 3.250% 05/11/2025	822582BD3	150,000.00	GOLDMAN		99.59	149,391.00	(2,226.00)	(2,190.26)	2.87	3.39
CATERPILLAR FINL SERVICE CORPORATE NOTES DTD 05/15/2020 1.450% 05/15/2025	14913R2C0	100,000.00	MERRILL		94.47	94,472.70	(590.30)	(630.01)	2.97	3.38
GENERAL DYNAMICS CORP (CALLABLE) CORP NO DTD 05/11/2018 3.500% 05/15/2025	369550BG2	150,000.00	MERRILL	03/15/25	100.19	150,279.30	(2,048.70)	(1,996.63)	2.72	3.43
NATIONAL RURAL UTIL COOP CORPORATE NOTES DTD 05/04/2022 3.450% 06/15/2025	63743HFE7	25,000.00	RBC		99.28	24,820.48	(172.77)	(172.77)	2.99	3.69
MORGAN STANLEY CORP NOTES DTD 07/23/2015 4.000% 07/23/2025	6174468C6	100,000.00	MERRILL		99.97	99,972.10	(1,912.90)	(1,875.29)	3.03	4.01
JPMORGAN CHASE & CO (CALLABLE) CORPORATE DTD 04/26/2022 4.080% 04/26/2026	46647PCZ7	80,000.00	JPM_CHA	04/26/25	99.79	79,832.08	(167.92)	(167.92)	2.84	4.14

Managed Account Fair Market Value & Analytics

For the Month Ending April 30, 2022

CSC BROWARD COUNTY CORE PORTFOLIO - [REDACTED]

Security Type/Description Dated Date/Coupon/Maturity	CUSIP	Par	Broker	Next Call Date	Market Price	Market Value	Unreal G/L On Cost	Unreal G/L Amort Cost	Effective Duration	YTM at Mkt
Security Type Sub-Total		6,205,000.00				6,067,123.45	(65,553.60)	(67,420.93)	2.32	3.38
Asset-Backed Security										
TAOT 2022-B A3 DTD 04/13/2022 2.930% 09/15/2026	89238FAD5	95,000.00	MITSU		99.76	94,776.30	(221.48)	(221.50)	2.15	2.99
HDMOT 2022-A A3 DTD 04/20/2022 3.060% 02/15/2027	41284YAD8	100,000.00	WELLS_F		98.70	98,702.82	(1,280.53)	(1,280.63)	2.22	3.35
GMCAR 2022-2 A3 DTD 04/13/2022 3.100% 02/16/2027	362585AC5	60,000.00	RBC		99.86	59,915.74	(71.72)	(71.85)	2.30	3.13
CARMX 2022-2 A3 DTD 04/28/2022 3.490% 02/16/2027	14317HAC5	100,000.00	MERRILL		100.09	100,087.72	102.93	102.90	2.35	3.47
COPAR 2022-1 A3 DTD 05/04/2022 3.170% 04/15/2027	14043OAC6	75,000.00	WELLS_F		100.04	75,033.18	49.57	49.57	2.41	3.16
Security Type Sub-Total		430,000.00				428,515.76	(1,421.23)	(1,421.51)	2.28	3.23
Managed Account Sub-Total		23,075,000.00				22,582,687.33	(126,282.53)	(141,373.64)	1.90	2.81
Securities Sub-Total		\$23,075,000.00				\$22,582,687.33	(\$126,282.53)	(\$141,373.64)	1.90	2.81%
Accrued Interest						\$65,471.12				
Total Investments						\$22,648,158.45				

Bolded items are forward settling trades.

Managed Account Security Transactions & Interest

For the Month Ending April 30, 2022

CSC BROWARD COUNTY CORE PORTFOLIO - ██████████

Transaction Type					Principal	Accrued		Realized G/L	Realized G/L	Sale
Trade	Settle	Security Description	CUSIP	Par	Proceeds	Interest	Total	Cost	Amort Cost	Method
BUY										
04/01/22	04/05/22	US TREASURY NOTES DTD 10/31/2017 2.250% 10/31/2024	9128283D0	1,000,000.00	(990,898.44)	(9,696.13)	(1,000,594.57)			
04/01/22	04/05/22	US TREASURY N/B NOTES DTD 11/30/2021 0.500% 11/30/2023	91282CDM0	1,000,000.00	(970,195.31)	(1,730.77)	(971,926.08)			
04/01/22	04/05/22	US TREASURY N/B NOTES DTD 01/31/2022 0.875% 01/31/2024	91282CDV0	1,000,000.00	(972,382.81)	(1,546.96)	(973,929.77)			
04/01/22	04/05/22	US TREASURY NOTES DTD 08/31/2016 1.375% 08/31/2023	9128282D1	1,000,000.00	(989,062.50)	(1,345.11)	(990,407.61)			
04/04/22	04/05/22	US TREASURY NOTES DTD 02/28/2017 2.125% 02/29/2024	912828W48	1,000,000.00	(994,570.31)	(2,078.80)	(996,649.11)			
04/04/22	04/05/22	US TREASURY NOTES DTD 08/31/2017 1.875% 08/31/2024	9128282U3	1,000,000.00	(983,593.75)	(1,834.24)	(985,427.99)			
04/04/22	04/05/22	US TREASURY NOTES DTD 10/31/2016 1.625% 10/31/2023	912828T91	1,000,000.00	(990,234.38)	(7,002.76)	(997,237.14)			
04/04/22	04/06/22	TOYOTA MOTOR CREDIT CORP CORPORATE NOTES DTD 09/13/2021 0.625% 09/13/2024	89236TJN6	150,000.00	(142,480.50)	(59.90)	(142,540.40)			
04/04/22	04/06/22	COMCAST CORP (CALLABLE) CORPORATE NOTES DTD 10/05/2018 3.700% 04/15/2024	20030NCRO	80,000.00	(81,522.40)	(1,406.00)	(82,928.40)			
04/04/22	04/06/22	SHELL INTERNATIONAL FIN CORPORATE NOTES DTD 05/11/2015 3.250% 05/11/2025	822582BD3	150,000.00	(151,617.00)	(1,963.54)	(153,580.54)			
04/04/22	04/06/22	UNITEDHEALTH GROUP INC CORP NOTES DTD 12/17/2018 3.500% 02/15/2024	91324PDM1	150,000.00	(152,553.00)	(743.75)	(153,296.75)			
04/05/22	04/06/22	US TREASURY NOTES DTD 01/03/2017 2.250% 12/31/2023	912828V23	1,000,000.00	(996,992.19)	(5,966.85)	(1,002,959.04)			
04/05/22	04/06/22	US TREASURY N/B NOTES DTD 05/31/2021 0.125% 05/31/2023	91282CCD1	1,000,000.00	(978,632.81)	(436.13)	(979,068.94)			
04/05/22	04/07/22	SUNTRUST BANKS INC (CALLABLE) CORP NOTE DTD 04/26/2018 4.000% 05/01/2025	867914BS1	100,000.00	(102,376.00)	(1,733.33)	(104,109.33)			

Managed Account Security Transactions & Interest

For the Month Ending April 30, 2022

CSC BROWARD COUNTY CORE PORTFOLIO - ██████████

Transaction Type		Security Description	CUSIP	Par	Principal Proceeds	Accrued Interest	Total	Realized G/L Cost	Realized G/L Amort Cost	Sale Method
Trade	Settle									
BUY										
04/05/22	04/07/22	MORGAN STANLEY CORP NOTES DTD 04/28/2014 3.875% 04/29/2024	61746BD06	80,000.00	(81,480.80)	(1,360.56)	(82,841.36)			
04/05/22	04/07/22	TRUIST FIN CORP NOTES (CALLABLE) DTD 10/26/2017 2.850% 10/26/2024	05531FBB8	80,000.00	(79,702.40)	(1,019.67)	(80,722.07)			
04/05/22	04/07/22	GENERAL DYNAMICS CORP (CALLABLE) CORP NO DTD 05/11/2018 3.500% 05/15/2025	369550BG2	150,000.00	(152,328.00)	(2,070.83)	(154,398.83)			
04/05/22	04/07/22	MORGAN STANLEY CORP NOTES DTD 07/23/2015 4.000% 07/23/2025	6174468C6	100,000.00	(101,885.00)	(822.22)	(102,707.22)			
04/05/22	04/13/22	GMCAR 2022-2 A3 DTD 04/13/2022 3.100% 02/16/2027	362585AC5	60,000.00	(59,987.46)	0.00	(59,987.46)			
04/06/22	04/08/22	INTEL CORP CORPORATE NOTES DTD 03/25/2020 3.400% 03/25/2025	458140BP4	80,000.00	(80,822.40)	(98.22)	(80,920.62)			
04/06/22	04/08/22	TORONTO-DOMINION BANK CORPORATE NOTES DTD 01/12/2022 1.450% 01/10/2025	89114TZL9	100,000.00	(95,525.00)	(346.39)	(95,871.39)			
04/06/22	04/08/22	HONDA MOTOR CO CORP NOTES (CALLABLE) DTD 03/10/2022 2.271% 03/10/2025	438127AA0	180,000.00	(176,713.20)	(317.94)	(177,031.14)			
04/06/22	04/08/22	ROYAL BANK OF CANADA CORPORATE NOTES DTD 01/21/2022 1.600% 01/21/2025	78016EYM3	100,000.00	(96,195.00)	(342.22)	(96,537.22)			
04/07/22	04/13/22	TAOT 2022-B A3 DTD 04/13/2022 2.930% 09/15/2026	89238FAD5	95,000.00	(94,997.78)	0.00	(94,997.78)			
04/12/22	04/20/22	HDMOT 2022-A A3 DTD 04/20/2022 3.060% 02/15/2027	41284YAD8	100,000.00	(99,983.35)	0.00	(99,983.35)			
04/19/22	04/26/22	BANK OF NY MELLON CORP (CALLABLE) CORP N DTD 04/26/2022 3.350% 04/25/2025	06406RBC0	185,000.00	(184,974.10)	0.00	(184,974.10)			
04/19/22	04/26/22	JPMORGAN CHASE & CO (CALLABLE) CORPORATE DTD 04/26/2022 4.080% 04/26/2026	46647PCZ7	80,000.00	(80,000.00)	0.00	(80,000.00)			
04/20/22	04/21/22	US TREASURY NOTES DTD 03/31/2016 1.500% 03/31/2023	912828O29	1,000,000.00	(996,328.13)	(860.66)	(997,188.79)			

Managed Account Security Transactions & Interest

For the Month Ending April 30, 2022

CSC BROWARD COUNTY CORE PORTFOLIO - ██████████

Transaction Type	Trade	Settle	Security Description	CUSIP	Par	Principal Proceeds	Accrued Interest	Total	Realized G/L Cost	Realized G/L Amort Cost	Sale Method
BUY											
	04/20/22	04/22/22	BANK OF AMERICA CORP NOTES DTD 01/22/2015 4.000% 01/22/2025	06051GFM6	80,000.00	(80,687.20)	(800.00)	(81,487.20)			
	04/20/22	04/22/22	PEPSICO INCMCORP NOTES (CALLABLE) DTD 04/30/2015 2.750% 04/30/2025	713448CT3	150,000.00	(148,953.00)	(1,970.83)	(150,923.83)			
	04/20/22	04/22/22	DEERE & COMPANY CORPORATE NOTES (CALLABL DTD 03/30/2020 2.750% 04/15/2025	244199BH7	180,000.00	(177,719.40)	(96.25)	(177,815.65)			
	04/20/22	04/22/22	CATERPILLAR FINL SERVICE CORPORATE NOTES DTD 05/15/2020 1.450% 05/15/2025	14913R2C0	100,000.00	(95,063.00)	(632.36)	(95,695.36)			
	04/20/22	04/22/22	HORMEL FOODS CORP NOTES (CALLABLE) DTD 06/03/2021 0.650% 06/03/2024	440452AG5	100,000.00	(95,636.00)	(250.97)	(95,886.97)			
	04/20/22	04/27/22	ASIAN DEVELOPMENT BANK NOTES DTD 04/27/2022 2.875% 05/06/2025	045167FM0	440,000.00	(439,480.80)	0.00	(439,480.80)			
	04/21/22	04/28/22	CARMX 2022-2 A3 DTD 04/28/2022 3.490% 02/16/2027	14317HAC5	100,000.00	(99,984.79)	0.00	(99,984.79)			
	04/26/22	05/03/22	CINTAS CORPORATION NO. 2 CORP NOTE (CALL DTD 05/03/2022 3.450% 05/01/2025	17252MAP5	55,000.00	(54,987.90)	0.00	(54,987.90)			
	04/26/22	05/04/22	COPAR 2022-1 A3 DTD 05/04/2022 3.170% 04/15/2027	14043OAC6	75,000.00	(74,983.61)	0.00	(74,983.61)			
	04/27/22	04/29/22	UNILEVER CAPITAL CORP (CALLABLE) CORPORA DTD 08/12/2021 0.626% 08/12/2024	904764BN6	150,000.00	(142,701.00)	(200.84)	(142,901.84)			
	04/27/22	05/04/22	NATIONAL RURAL UTIL COOP CORPORATE NOTES DTD 05/04/2022 3.450% 06/15/2025	63743HFE7	25,000.00	(24,993.25)	0.00	(24,993.25)			

Transaction Type Sub-Total					13,475,000.00	(13,313,223.97)	(48,734.23)	(13,361,958.20)			
----------------------------	--	--	--	--	----------------------	------------------------	--------------------	------------------------	--	--	--

INTEREST

Managed Account Security Transactions & Interest

For the Month Ending April 30, 2022

CSC BROWARD COUNTY CORE PORTFOLIO - ██████████

Transaction Type		Security Description	CUSIP	Par	Principal Proceeds	Accrued Interest	Total	Realized G/L Cost	Realized G/L Amort Cost	Sale Method
Trade	Settle									
INTEREST										
04/01/22	04/01/22	UNITED PARCEL SERVICE CORPORATE NOTES DTD 03/24/2020 3.900% 04/01/2025	911312BX3	100,000.00	0.00	1,950.00	1,950.00			
04/01/22	04/01/22	MONEY MARKET FUND	MONEY0002	0.00	0.00	244.78	244.78			
04/07/22	04/07/22	ROYAL BANK OF CANADA CORPORATE NOTES DTD 10/07/2021 0.750% 10/07/2024	78016EZ8	200,000.00	0.00	750.00	750.00			
04/15/22	04/15/22	COMCAST CORP (CALLABLE) CORPORATE NOTES DTD 10/05/2018 3.700% 04/15/2024	20030NCR0	80,000.00	0.00	1,480.00	1,480.00			
04/24/22	04/24/22	BANK OF AMERICA CORP (CALLABLE) CORPORAT DTD 10/21/2020 0.810% 10/24/2024	06051GJH3	150,000.00	0.00	607.50	607.50			
04/26/22	04/26/22	TRUIST FIN CORP NOTES (CALLABLE) DTD 10/26/2017 2.850% 10/26/2024	05531FBB8	80,000.00	0.00	1,140.00	1,140.00			
04/29/22	04/29/22	MORGAN STANLEY CORP NOTES DTD 04/28/2014 3.875% 04/29/2024	61746BD06	80,000.00	0.00	1,550.00	1,550.00			
04/30/22	04/30/22	US TREASURY NOTES DTD 10/31/2017 2.250% 10/31/2024	9128283D0	1,000,000.00	0.00	11,250.00	11,250.00			
04/30/22	04/30/22	US TREASURY NOTES DTD 10/31/2016 1.625% 10/31/2023	912828T91	1,000,000.00	0.00	8,125.00	8,125.00			
04/30/22	04/30/22	PEPSICO INCMCORP NOTES (CALLABLE) DTD 04/30/2015 2.750% 04/30/2025	713448CT3	150,000.00	0.00	2,062.50	2,062.50			
Transaction Type Sub-Total				2,840,000.00	0.00	29,159.78	29,159.78			
Managed Account Sub-Total						(13,313,223.97)	(19,574.45)	(13,332,798.42)		
Total Security Transactions						(13,313,223.97)	(19,574.45)	(13,332,798.42)		

Bolded items are forward settling trades.

Managed Account Summary Statement

For the Month Ending April 30, 2022

CSC BROWARD COUNTY SHORT TERM PORTFOLIO - [REDACTED]

Transaction Summary - Managed Account

Opening Market Value	\$0.00
Maturities/Calls	0.00
Principal Dispositions	0.00
Principal Acquisitions	0.00
Unsettled Trades	0.00
Change in Current Value	0.00
Closing Market Value	\$0.00

Cash Transactions Summary - Managed Account

Maturities/Calls	0.00
Sale Proceeds	0.00
Coupon/Interest/Dividend Income	0.00
Principal Payments	0.00
Security Purchases	0.00
Net Cash Contribution	0.00
Reconciling Transactions	0.00

Earnings Reconciliation (Cash Basis) - Managed Account

Interest/Dividends/Coupons Received	0.00
Less Purchased Interest Related to Interest/Coupons	0.00
Plus Net Realized Gains/Losses	0.00
Total Cash Basis Earnings	\$0.00

Cash Balance

Closing Cash Balance \$0.00

Earnings Reconciliation (Accrual Basis)

	Total
Ending Amortized Value of Securities	0.00
Ending Accrued Interest	0.00
Plus Proceeds from Sales	0.00
Plus Proceeds of Maturities/Calls/Principal Payments	0.00
Plus Coupons/Dividends Received	0.00
Less Cost of New Purchases	0.00
Less Beginning Amortized Value of Securities	0.00
Less Beginning Accrued Interest	0.00
Total Accrual Basis Earnings	\$0.00

00021801
35- -01-B -62 -125-01
[REDACTED]



CSC BROWARD COUNTY - SHORT TERM
ACCOUNT [REDACTED]

Page 3 of 3
Period from April 1, 2022 to April 30, 2022

MARKET AND COST RECONCILIATION

	04/30/2022 MARKET	04/30/2022 FEDERAL TAX COST
Beginning Market And Cost	.00	.00
Net Change In Market And Cost	.00	.00
Ending Market And Cost	.00	.00

MARKET AND COST RECONCILIATION MESSAGES

No activity qualifies for this statement period.

00021801
35- -01-B -62 -125-01
0101 -11-03800-01



CSC BROWARD COUNTY - SHORT TERM
ACCOUNT ██████████

Page 2 of 3
Period from April 1, 2022 to April 30, 2022

TABLE OF CONTENTS

Schedule	Page
Market And Cost Reconciliation	3

00021801
35- -01-B -62 -125-01
██████████



CSC BROWARD COUNTY - CORE PORTFOLIO
ACCOUNT ██████████

Page 3 of 47
Period from April 1, 2022 to April 30, 2022

MARKET AND COST RECONCILIATION

	04/30/2022 MARKET	04/30/2022 FEDERAL TAX COST
Beginning Market And Cost	25,006,274.15	24,999,284.04
Investment Activity		
Interest	- 41,011.95	- 41,011.95
Change In Unrealized Gain/Loss	- 128,695.94	.00
Net Accrued Income (Current-Prior)	65,994.37	65,994.37
Total Investment Activity	- 103,713.52	24,982.42
Net Change In Market And Cost	- 103,713.52	24,982.42
Ending Market And Cost	24,902,560.63	25,024,266.46

00021801
35--01-B-62-125-01
0101-12-00000-01



CSC BROWARD COUNTY - CORE PORTFOLIO
ACCOUNT [REDACTED]

Page 4 of 47
Period from April 1, 2022 to April 30, 2022

CASH RECONCILIATION

Beginning Cash	.00
Investment Activity	
Interest	- 41,011.95
Cash Equivalent Purchases	- 4,282.28
Purchases	- 13,313,223.97
Cash Equivalent Sales	13,203,553.44
Total Investment Activity	- 154,964.76
Net Change in Cash	- 154,964.76
Ending Cash	- 154,964.76

00021801
 35- -01-B -62 -125-01



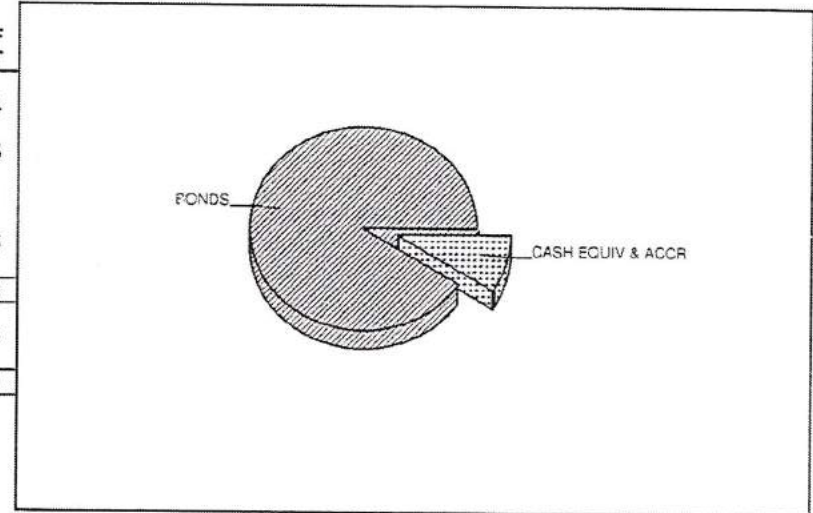
CSC BROWARD COUNTY - CORE PORTFOLIO
 ACCOUNT

Page 5 of 47
 Period from April 1, 2022 to April 30, 2022

ASSET SUMMARY

ASSETS	04/30/2022 MARKET	04/30/2022 FEDERAL TAX COST	% OF MARKET
Cash And Equivalents	2,227,800.41	2,227,800.41	8.94
U.S. Government Issues	15,650,260.00	15,706,875.02	62.85
Corporate Issues	4,783,061.13	4,828,009.84	19.21
Foreign Issues	2,153,942.90	2,174,085.00	8.65
Total Assets	24,815,064.44	24,936,770.27	99.65
Accrued Income	87,496.19	87,496.19	0.35
Grand Total	24,902,560.63	25,024,266.46	100.00

Estimated Annual Income 374,760.53



ASSET SUMMARY MESSAGES

Estimated Annual Income is an estimate provided for informational purposes only and should not be relied on for making investment, trading, or tax decisions. The estimates may not represent the actual value earned by your investments and they provide no guarantee of what your investments may earn in the future.



ASSET DETAIL

DESCRIPTION	SHARES/ FACE AMOUNT	MARKET PRICE/UNIT	FEDERAL TAX COST	UNREALIZED GAIN (LOSS) SINCE INCEPTION/ CURRENT PERIOD	ENDING ACCRUAL	YIELD ON MARKET
Cash And Equivalents						
Money Markets						
First Am Govt Ob Fd Cl Z 31846V567 Asset Minor Code 1	2,382,765.170	2,382,765.17 1.0000	2,382,765.17	.00 .00	807.41	0.19
Total Money Markets	2,382,765.170	2,382,765.17	2,382,765.17	.00 .00	807.41	0.19
Cash						
Pending Cash		- 154,964.76	- 154,964.76			
Total Cash	.000	- 154,964.76	- 154,964.76	.00 .00	.00	0.00
Total Cash And Equivalents	2,382,765.170	2,227,800.41	2,227,800.41	.00 .00	807.41	0.20
US Government Issues						
U S Treasury Nt 0.250% 3/15/24 Standard & Poors Rating: N/A Moody's Rating: Aaa 91282CBR1 Asset Minor Code 21	1,000,000.000	955,820.00 95.5820	959,531.25	- 3,711.25 - 4,810.00	319.29	0.26
U S Treasury Nt 0.125% 5/31/23 Standard & Poors Rating: N/A Moody's Rating: Aaa 91282CCD1 Asset Minor Code 21	1,000,000.000	977,770.00 97.7770	978,632.81	- 862.81 - 862.81	521.98	0.13



ASSET DETAIL (continued)

DESCRIPTION	SHARES/ FACE AMOUNT	MARKET PRICE/UNIT	FEDERAL TAX COST	UNREALIZED GAIN (LOSS) SINCE INCEPTION/ CURRENT PERIOD	ENDING ACCRUAL	YIELD ON MARKET
U S Treasury Nt 0.125% 7/31/23 Standard & Poors Rating: N/A Moody's Rating: Aaa 91282CCN9 Asset Minor Code 21	1,000,000.000	972,230.00 97.2230	974,296.88	- 2,066.88 - 2,580.00	310.77	0.13
U S Treasury Nt 0.250% 9/30/23 Standard & Poors Rating: N/A Moody's Rating: Aaa 91282CDA6 Asset Minor Code 21	1,000,000.000	969,140.00 96.9140	971,679.69	- 2,539.69 - 3,090.00	211.75	0.26
U S Treasury Nt 0.500% 11/30/23 Standard & Poors Rating: N/A Moody's Rating: Aaa 91282CDM0 Asset Minor Code 21	1,000,000.000	967,770.00 96.7770	970,195.31	- 2,425.31 - 2,425.31	2,087.91	0.52
U S Treasury Nt 0.875% 1/31/24 Standard & Poors Rating: N/A Moody's Rating: Aaa 91282CDV0 Asset Minor Code 21	1,000,000.000	969,690.00 96.9690	972,382.81	- 2,692.81 - 2,692.81	2,175.41	0.90
U S Treasury Nt 1.500% 2/15/25 Standard & Poors Rating: N/A Moody's Rating: Aaa 91282CDZ1 Asset Minor Code 21	1,000,000.000	962,730.00 96.2730	970,703.13	- 7,973.13 - 9,220.00	2,848.76	1.56
U S Treasury Nt 1.500% 3/31/23 Standard & Poors Rating: N/A Moody's Rating: Aaa 912828Q29 Asset Minor Code 21	1,000,000.000	995,040.00 99.5040	996,328.13	- 1,288.13 - 1,288.13	1,270.49	1.51
U S Treasury Bd 1.375% 6/30/23 Standard & Poors Rating: N/A Moody's Rating: Aaa 912828S35 Asset Minor Code 21	1,000,000.000	989,410.00 98.9410	992,460.94	- 3,050.94 - 3,400.00	4,595.99	1.39



ASSET DETAIL (continued)

DESCRIPTION	SHARES/ FACE AMOUNT	MARKET PRICE/UNIT	FEDERAL TAX COST	UNREALIZED GAIN (LOSS) SINCE INCEPTION/ CURRENT PERIOD	ENDING ACCRUAL	YIELD ON MARKET
U S Treasury Nt 1.625% 10/31/23 Standard & Poors Rating: N/A Moodys Rating: Aaa 912828T91 Asset Minor Code 21	1,000,000.000	986,840.00 98.6840	990,234.38	- 3,394.38 - 3,394.38	8,169.16	1.65
U S Treasury Nt 2.250% 12/31/23 Standard & Poors Rating: N/A Moodys Rating: Aaa 912828V23 Asset Minor Code 21	1,000,000.000	994,180.00 99.4180	996,992.19	- 2,812.19 - 2,812.19	7,541.21	2.26
U S Treasury Nt 2.125% 2/29/24 Standard & Poors Rating: N/A Moodys Rating: Aaa 912828W48 Asset Minor Code 21	1,000,000.000	990,430.00 99.0430	994,570.31	- 4,140.31 - 4,140.31	3,639.50	2.15
U S Treasury Nt 1.500% 9/30/24 Standard & Poors Rating: N/A Moodys Rating: Aaa 912828YH7 Asset Minor Code 21	1,000,000.000	969,100.00 96.9100	975,312.50	- 6,212.50 - 7,350.00	1,270.49	1.55
U S Treasury Nt 1.375% 8/31/23 Standard & Poors Rating: N/A Moodys Rating: Aaa 9128282D1 Asset Minor Code 21	1,000,000.000	986,170.00 98.6170	989,062.50	- 2,892.50 - 2,892.50	2,329.86	1.39
U S Treasury Nt 1.875% 8/31/24 Standard & Poors Rating: N/A Moodys Rating: Aaa 9128282U3 Asset Minor Code 21	1,000,000.000	978,590.00 97.8590	983,593.75	- 5,003.75 - 5,003.75	3,211.33	1.92
U S Treasury Nt 2.250% 10/31/24 Standard & Poors Rating: N/A Moodys Rating: Aaa 9128283D0 Asset Minor Code 21	1,000,000.000	985,350.00 98.5350	990,898.44	- 5,548.44 - 5,548.44	11,311.14	2.28

00021801
 35- -01-B -62 -125-01



CSC BROWARD COUNTY - CORE PORTFOLIO
 ACCOUNT

Page 9 of 47
 Period from April 1, 2022 to April 30, 2022

ASSET DETAIL (continued)

DESCRIPTION	SHARES/ FACE AMOUNT	MARKET PRICE/UNIT	FEDERAL TAX COST	UNREALIZED GAIN (LOSS) SINCE INCEPTION/ CURRENT PERIOD	ENDING ACCRUAL	YIELD ON MARKET
Total US Government Issues	16,000,000.000	15,650,260.00	15,706,875.02	- 56,615.02 - 61,510.63	51,815.04	1.24
Corporate Issues						
Adobe Inc 1.900% 2/01/25 Standard & Poors Rating: A+ Moody's Rating: A2 00724PAB5 Asset Minor Code 28	100,000.000	96.574.00 96.5740	97,539.00	- 965.00 - 1,183.00	475.00	1.97
American Express Co 2.500% 7/30/24 Standard & Poors Rating: BBB+ Moody's Rating: A2 025816CG2 Asset Minor Code 28	150,000.000	146,842.50 97.8950	149,266.50	- 2,424.00 - 2,409.00	947.92	2.55
Bb T Corporation Mtn 2.850% 10/26/24 Standard & Poors Rating: A- Moody's Rating: A3 05531FBB8 Asset Minor Code 28	80,000.000	79,073.60 98.8420	79,702.40	- 628.80 - 628.80	31.67	2.88
Bank Of America Corp 4.000% 1/22/25 Standard & Poors Rating: BBB+ Moody's Rating: Baa1 06051GFM6 Asset Minor Code 28	230,000.000	229,864.30 99.9410	233,277.70	- 3,413.40 - 3,569.40	2,530.00	4.00
Bk Of America Mtn 0.810% 10/24/24 Standard & Poors Rating: A- Moody's Rating: A2 06051GJH3 Asset Minor Code 28	150,000.000	143,973.00 95.9820	144,883.50	- 910.50 - 1,153.50	23.63	0.84
Bank Of Ny Mello Mtn 3.250% 9/11/24 Standard & Poors Rating: A Moody's Rating: A1 06406HCX5 Asset Minor Code 28	200,000.000	200,446.00 100.2230	202,222.00	- 1,776.00 - 1,734.00	902.78	3.24



ASSET DETAIL (continued)

DESCRIPTION	SHARES/ FACE AMOUNT	MARKET PRICE/UNIT	FEDERAL TAX COST	UNREALIZED GAIN (LOSS) SINCE INCEPTION/ CURRENT PERIOD	ENDING ACCRUAL	YIELD ON MARKET
Bank New York Mtn 3.350% 4/25/25 Standard & Poors Rating: A Moody's Rating: A1 06406RBC0 Asset Minor Code 28	185,000.000	184,641.10 99.8060	184,974.10	- 333.00 - 333.00	89.93	3.36
Capital One Prime Tr 3.120% 4/15/27 Standard & Poors Rating: N/A Moody's Rating: N/A 14043QAC6 Asset Minor Code 31 Date Last Priced: 04/26/22	75,000.000	74,983.58 99.9781 @	74,983.61	- .03 - .03	.00	3.12
Carmax Auto Owner 3.490% 2/16/27 Standard & Poors Rating: AAA Moody's Rating: Aaa 14317HAC5 Asset Minor Code 31	100,000.000	100,018.00 100.0180	99,984.79	33.21 33.21	29.08	3.49
Caterpillar Finl Mtn 1.450% 5/15/25 Standard & Poors Rating: A Moody's Rating: A2 14913R2C0 Asset Minor Code 28	100,000.000	94,715.00 94.7150	95,063.00	- 348.00 - 348.00	668.61	1.53
Caterpillar Finl Mtn 0.600% 9/13/24 Standard & Poors Rating: A Moody's Rating: A2 14913R2P1 Asset Minor Code 28	100,000.000	94,501.00 94.5010	95,202.00	- 701.00 - 797.00	80.00	0.63
Cintas Corp 3.450% 5/01/25 Standard & Poors Rating: A- Moody's Rating: A3 17252MAP5 Asset Minor Code 28	55,000.000	54,768.45 99.5790	54,987.90	- 219.45 - 219.45	.00	3.46



ASSET DETAIL (continued)

DESCRIPTION	SHARES/ FACE AMOUNT	MARKET PRICE/UNIT	FEDERAL TAX COST	UNREALIZED GAIN (LOSS) SINCE INCEPTION/ CURRENT PERIOD	ENDING ACCRUAL	YIELD ON MARKET
Comcast Corp 3.375% 2/15/25 Standard & Poors Rating: A- Moody's Rating: A3 20030NBL4 Asset Minor Code 28	100,000.000	100,031.00 100.0310	101,371.00	- 1,340.00 - 1,493.00	712.50	3.37
Comcast Corp 3.700% 4/15/24 Standard & Poors Rating: A- Moody's Rating: A3 20030NCR0 Asset Minor Code 28	80,000.000	80,809.60 101.0120	81,522.40	- 712.80 - 712.80	131.56	3.66
Deere Company 2.750% 4/15/25 Standard & Poors Rating: A Moody's Rating: A2 244199BH7 Asset Minor Code 28	180,000.000	176,742.00 98.1900	177,719.40	- 977.40 - 977.40	220.00	2.80
Exxon Mobil Corp 2.709% 3/06/25 Standard & Poors Rating: AA- Moody's Rating: Aa2 30231GAF9 Asset Minor Code 28	100,000.000	98,550.00 98.5500	99,669.00	- 1,119.00 - 1,371.00	413.88	2.75
Gm Fin Cons Aut 3.100% 2/16/27 Standard & Poors Rating: AAA Moody's Rating: Aaa 362585AC5 Asset Minor Code 31	60,000.000	59,838.00 99.7300	59,987.46	- 149.46 - 149.46	93.00	3.11
General Dynamics 3.500% 5/15/25 Standard & Poors Rating: A- Moody's Rating: A3 369550BG2 Asset Minor Code 28	150,000.000	150,348.00 100.2320	152,328.00	- 1,980.00 - 1,980.00	2,420.83	3.49
Goldman Sachs Group 3.500% 1/23/25 Standard & Poors Rating: BBB+ Moody's Rating: A2 38148LAC0 Asset Minor Code 28	150,000.000	148,581.00 99.0540	151,290.00	- 2,709.00 - 2,677.50	1,429.17	3.53

ASSET DETAIL (continued)

DESCRIPTION	SHARES/ FACE AMOUNT	MARKET PRICE/UNIT	FEDERAL TAX COST	UNREALIZED GAIN (LOSS) SINCE INCEPTION/ CURRENT PERIOD	ENDING ACCRUAL	YIELD ON MARKET
Harley Davidson Mtr 3.060% 2/15/27 Standard & Poors Rating: AAA Moody's Rating: Aaa 41284YAD8 Asset Minor Code 31	100,000.000	99,414.00 99.4140	99,983.35	- 569.35 - 569.35	93.50	3.08
Hormel Foods Corp 0.650% 6/03/24 Standard & Poors Rating: A Moody's Rating: A1 440452AG5 Asset Minor Code 28	200,000.000	190,672.00 95.3360	191,678.00	- 1,006.00 - 967.00	534.44	0.68
Intel Corp Sr Nt 3.400% 3/25/25 Standard & Poors Rating: A+ Moody's Rating: A1 458140BP4 Asset Minor Code 28	180,000.000	180,115.20 100.0640	182,397.40	- 2,282.20 - 2,226.20	612.00	3.40
IBM Corp 3.000% 5/15/24 Standard & Poors Rating: A- Moody's Rating: A3 459200JY8 Asset Minor Code 28	100,000.000	99,520.00 99.5200	100,629.00	- 1,109.00 - 1,141.00	1,383.33	3.01
Jpmorgan Chase Co 3.125% 1/23/25 Standard & Poors Rating: A- Moody's Rating: A2 46625HKC3 Asset Minor Code 28	150,000.000	148,294.50 98.8630	150,720.00	- 2,425.50 - 2,479.50	1,276.04	3.16
Jpmorgan Chase Co 0.653% 9/16/24 Standard & Poors Rating: A- Moody's Rating: A2 46647PBS4 Asset Minor Code 28	150,000.000	145,062.00 96.7080	145,635.00	- 573.00 - 793.50	12.24	0.68
Jpmorgan Chase Co 4.080% 4/26/26 Standard & Poors Rating: A- Moody's Rating: A2 46647PCZ7 Asset Minor Code 28	80,000.000	79,796.80 99.7460	80,000.00	- 203.20 - 203.20	45.33	4.09

00021801
 35-01-B-62-125-01



CSC BROWARD COUNTY - CORE PORTFOLIO
 ACCOUNT ██████████

Page 13 of 47
 Period from April 1, 2022 to April 30, 2022

ASSET DETAIL (continued)

DESCRIPTION	SHARES/ FACE AMOUNT	MARKET PRICE/UNIT	FEDERAL TAX COST	UNREALIZED GAIN (LOSS) SINCE INCEPTION/ CURRENT PERIOD	ENDING ACCRUAL	YIELD ON MARKET
Merck Co Inc 2.750% 2/10/25 Standard & Poors Rating: A+ Moody's Rating: A1 58933YAR6 Asset Minor Code 28	100,000.000	98,913.00 98.9130	100,098.00	- 1,185.00 - 1,319.00	618.75	2.78
Morgan Stanley 4.000% 7/23/25 Standard & Poors Rating: BBB+ Moody's Rating: A1 6174468C6 Asset Minor Code 28	100,000.000	99,903.00 99.9030	101,885.00	- 1,982.00 - 1,982.00	1,088.89	4.00
Morgan Stanley Mtn 3.875% 4/29/24 Standard & Poors Rating: BBB+ Moody's Rating: A1 61746BDQ6 Asset Minor Code 28	80,000.000	80,538.40 100.6730	81,480.80	- 942.40 - 942.40	17.22	3.85
National Rural Mtn 1.875% 2/07/25 Standard & Poors Rating: A- Moody's Rating: A2 63743HFC1 Asset Minor Code 28	100,000.000	95,676.00 95.6760	96,777.00	- 1,101.00 - 1,204.00	437.50	1.96
National Rural Mtn 3.450% 6/15/25 Standard & Poors Rating: A- Moody's Rating: A2 63743HFE7 Asset Minor Code 28	25,000.000	24,874.50 99.4980	24,993.25	- 118.75 - 118.75	.00	3.47
Paccar Financial Mtn 2.150% 8/15/24 Standard & Poors Rating: A+ Moody's Rating: A1 69371RQ25 Asset Minor Code 28	100,000.000	97,828.00 97.8280	98,744.00	- 916.00 - 1,030.00	453.89	2.20
Pepsico Inc 2.750% 4/30/25 Standard & Poors Rating: A+ Moody's Rating: A1 713448CT3 Asset Minor Code 28	150,000.000	148,486.50 98.9910	148,953.00	- 466.50 - 466.50	2,073.96	2.78

ASSET DETAIL (continued)

DESCRIPTION	SHARES/ FACE AMOUNT	MARKET PRICE/UNIT	FEDERAL TAX COST	UNREALIZED GAIN (LOSS) SINCE INCEPTION/ CURRENT PERIOD	ENDING ACCRUAL	YIELD ON MARKET
Suntrust Banks Inc 4.000% 5/01/25 Standard & Poors Rating: A- Moodys Rating: A3 867914BS1 Asset Minor Code 28	100,000.000	100.993.00 100.9930	102,376.00	- 1,383.00 - 1,383.00	2,000.00	3.96
Toyota Motor Mtn 0.625% 9/13/24 Standard & Poors Rating: A+ Moodys Rating: A1 89236TJN6 Asset Minor Code 28	150,000.000	141,489.00 94.3260	142,480.50	- 991.50 - 991.50	125.00	0.66
Toyota At Rec Own 2.930% 9/15/26 Standard & Poors Rating: AAA Moodys Rating: Aaa 89238FAD5 Asset Minor Code 31	95,000.000	94,627.60 99.6080	94,997.78	- 370.18 - 370.18	139.18	2.94
Unilever Cap Corp 0.626% 8/12/24 Standard & Poors Rating: A+ Moodys Rating: A1 904764BN6 Asset Minor Code 28	150,000.000	141,835.50 94.5570	142,701.00	- 865.50 - 865.50	206.06	0.66
United Parcel 3.900% 4/01/25 Standard & Poors Rating: A- Moodys Rating: A2 911312BX3 Asset Minor Code 28	100,000.000	101,198.00 101.1980	102,957.00	- 1,759.00 - 1,787.00	325.00	3.85
Unitedhealth Group 3.500% 2/15/24 Standard & Poors Rating: A+ Moodys Rating: A3 91324PDM1 Asset Minor Code 28	150,000.000	151,221.00 100.8140	152,553.00	- 1,332.00 - 1,332.00	1,108.33	3.47
Wells Fargo Mtn 3.000% 2/19/25 Standard & Poors Rating: BBB+ Moodys Rating: A1 94974BGH7 Asset Minor Code 28	150,000.000	147,303.00 98.2020	149,997.00	- 2,694.00 - 2,410.50	900.00	3.05

00021801
 35-01-B-62-125-01
 ██████████



CSC BROWARD COUNTY - CORE PORTFOLIO
 ACCOUNT ██████████

Page 15 of 47
 Period from April 1, 2022 to April 30, 2022

ASSET DETAIL (continued)

DESCRIPTION	SHARES/ FACE AMOUNT	MARKET PRICE/UNIT	FEDERAL TAX COST	UNREALIZED GAIN (LOSS) SINCE INCEPTION/ CURRENT PERIOD	ENDING ACCRUAL	YIELD ON MARKET
Total Corporate Issues	4,855,000.000	4,783,061.13	4,828,009.84	- 44,948.71 - 46,285.21	24,650.22	2.73
Foreign Issues						
Asian Mtn 2.875% 5/06/25 Standard & Poors Rating: AAA Moody's Rating: Aaa 045167FM0 Asset Minor Code 34	440,000.000	438,631.60 99.6890	439,480.80	- 849.20 - 849.20	140.56	2.88
Bank Of Montreal Mtn 1.500% 1/10/25 Standard & Poors Rating: A- Moody's Rating: A2 06368FAE9 Asset Minor Code 35	150,000.000	142,279.50 94.8530	143,973.00	- 1,693.50 - 1,422.00	693.75	1.58
Bank Of Nova Scotia 0.650% 7/31/24 Standard & Poors Rating: A- Moody's Rating: A2 0641596E1 Asset Minor Code 35	200,000.000	187,460.00 93.7300	189,552.00	- 2,092.00 - 2,764.00	328.61	0.69
Canadian Imperial 2.250% 1/28/25 Standard & Poors Rating: A- Moody's Rating: A2 13607GLZ5 Asset Minor Code 35	150,000.000	144,370.50 96.2470	146,374.50	- 2,004.00 - 2,131.50	871.88	2.34
Honda Motor Co Ltd 2.271% 3/10/25 Standard & Poors Rating: A- Moody's Rating: A3 438127AA0 Asset Minor Code 35	180,000.000	174,655.80 97.0310	176,713.20	- 2,057.40 - 2,057.40	579.11	2.34
Royal Bk Cda Mtn 1.600% 1/21/25 Standard & Poors Rating: A Moody's Rating: A1 78016EYM3 Asset Minor Code 35	100,000.000	94,881.00 94.8810	96,195.00	- 1,314.00 - 1,314.00	444.44	1.69

00021801
35--01-B-62-125-01



CSC BROWARD COUNTY - CORE PORTFOLIO
ACCOUNT # [REDACTED]

Page 16 of 47
Period from April 1, 2022 to April 30, 2022

ASSET DETAIL (continued)

DESCRIPTION	SHARES/ FACE AMOUNT	MARKET PRICE/UNIT	FEDERAL TAX COST	UNREALIZED GAIN (LOSS) SINCE INCEPTION/ CURRENT PERIOD	ENDING ACCRUAL	YIELD ON MARKET
Royal Bk Cda Mtn 0.750% 10/07/24 Standard & Poors Rating: A Moodys Rating: A1 78016EZX8 Asset Minor Code 35	200,000.000	187,678.00 93.8390	189,440.00	- 1,762.00 - 2,040.00	100.00	0.80
Shell International 3.250% 5/11/25 Standard & Poors Rating: A+ Moodys Rating: Aa2 822582BD3 Asset Minor Code 35	150,000.000	149,527.50 99.6850	151,617.00	- 2,089.50 - 2,089.50	2,302.08	3.26
Sumitomo Mitsui Finl 2.696% 7/16/24 Standard & Poors Rating: A- Moodys Rating: A1 86562MBM1 Asset Minor Code 35	200,000.000	196,010.00 98.0050	198,042.00	- 2,032.00 - 2,052.00	1,572.67	2.75
Toronto Dominion Mtn 2.650% 6/12/24 Standard & Poors Rating: A Moodys Rating: A1 89114QCA4 Asset Minor Code 35	200,000.000	197,716.00 98.8580	199,556.00	- 1,840.00 - 2,024.00	2,046.39	2.68
Toronto Dominion Mtn 1.450% 1/10/25 Standard & Poors Rating: A Moodys Rating: A1 89114TZL9 Asset Minor Code 35	100,000.000	94,900.00 94.9000	95,525.00	- 625.00 - 625.00	439.03	1.53
Westpac Banking Corp 2.350% 2/19/25 Standard & Poors Rating: AA- Moodys Rating: Aa3 961214EH2 Asset Minor Code 35	150,000.000	145,833.00 97.2220	147,616.50	- 1,783.50 - 1,531.50	705.00	2.42
Total Foreign Issues	2,220,000.000	2,153,942.90	2,174,085.00	- 20,142.10 - 20,900.10	10,223.52	2.19



ASSET DETAIL (continued)

DESCRIPTION	SHARES/ FACE AMOUNT	MARKET PRICE/UNIT	FEDERAL TAX COST	UNREALIZED GAIN (LOSS) SINCE INCEPTION/ CURRENT PERIOD	ENDING ACCRUAL	YIELD ON MARKET
Total Assets	25,457,765.170	24,815,064.44	24,936,770.27	- 121,705.83 - 128,695.94	87,496.19	1.52
Accrued Income	.000	87,496.19	87,496.19			
Grand Total	25,457,765.170	24,902,560.63	25,024,266.46			

ASSET DETAIL MESSAGES

Time of trade execution and trading party (if not disclosed) will be provided upon request.

Publicly traded assets are valued in accordance with market quotations or valuation methodologies from financial industry services believed by us to be reliable. Assets that are not publicly traded may be reflected at values from other external sources. Assets for which a current value is not available may be reflected at a previous value or as not valued, at par value, or at a nominal value. Values shown do not necessarily reflect prices at which assets could be bought or sold. Values are updated based on internal policy and may be updated less frequently than statement generation.

For further information, please contact your account manager or relationship manager.

We provide a cash management administrative service for the temporary investment of principal and income balances in your account. The fee for providing this service will not exceed \$0.42 per month for each \$1,000 of the average daily balance invested under the cash management administrative service. The charge for this service has been deducted from your account.

Yield on Market and Accrued Income are estimates provided for informational purposes only and should not be relied on for making investment, trading, or tax decisions. The estimates may not represent the actual value earned by your investments and they provide no guarantee of what your investments may earn in the future.

@ No current price is available.

00021801
 35--01-B-62-125-01



CSC BROWARD COUNTY - CORE PORTFOLIO
 ACCOUNT

Page 18 of 47
 Period from April 1, 2022 to April 30, 2022

INCOME ACCRUAL DETAIL

SHARES/ FACE AMOUNT	DESCRIPTION	EX DATE	PAY DATE	ANN RATE	BEGINNING ACCRUAL	INCOME EARNED	INCOME RECEIVED	ENDING ACCRUAL
Cash And Equivalents								
2,382,765.170	First Am Govt Ob Fd Cl Z 31846V567		05/02/22	0.00	244.78	807.41	244.78	807.41
Total Cash And Equivalents					244.78	807.41	244.78	807.41
US Government Issues								
1,000,000.000	U S Treasury Nt 91282CBR1	0.250%	3/15/24		115.49	203.80	.00	319.29
1,000,000.000	U S Treasury Nt 91282CCD1	0.125%	5/31/23		.00	85.85	- 436.13	521.98
1,000,000.000	U S Treasury Nt 91282CCN9	0.125%	7/31/23		207.18	103.59	.00	310.77
1,000,000.000	U S Treasury Nt 91282CDA6	0.250%	9/30/23		6.83	204.92	.00	211.75
1,000,000.000	U S Treasury Nt 91282CDM0	0.500%	11/30/23		.00	357.14	- 1,730.77	2,087.91
1,000,000.000	U S Treasury Nt 91282CDV0	0.875%	1/31/24		.00	628.45	- 1,546.96	2,175.41
1,000,000.000	U S Treasury Nt 91282CDZ1	1.500%	2/15/25		1,864.64	984.12	.00	2,848.76
1,000,000.000	U S Treasury Nt 912828Q29	1.500%	3/31/23		.00	409.83	- 860.66	1,270.49
1,000,000.000	U S Treasury Bd 912828S35	1.375%	6/30/23		3,456.49	1,139.50	.00	4,595.99
1,000,000.000	U S Treasury Nt 912828T91	1.625%	10/31/23		.00	1,166.40	- 7,002.76	8,169.16
1,000,000.000	U S Treasury Nt 912828V23	2.250%	12/31/23		.00	1,574.36	- 5,966.85	7,541.21

00021801
 35- -01-B -62 -125-01



CSC BROWARD COUNTY - CORE PORTFOLIO
 ACCOUNT

Page 19 of 47
 Period from April 1, 2022 to April 30, 2022

INCOME ACCRUAL DETAIL (continued)

SHARES/ FACE AMOUNT	DESCRIPTION	EX DATE	PAY ANN DATE RATE	BEGINNING ACCRUAL	INCOME EARNED	INCOME RECEIVED	ENDING ACCRUAL
1,000,000.000	U S Treasury Nt 912828W48	2.125%	2/29/24	.00	1,560.70	- 2,078.80	3,639.50
1,000,000.000	U S Treasury Nt 912828YH7	1.500%	9/30/24	40.98	1,229.51	.00	1,270.49
1,000,000.000	U S Treasury Nt 9128282D1	1.375%	8/31/23	.00	984.75	- 1,345.11	2,329.86
1,000,000.000	U S Treasury Nt 9128282U3	1.875%	8/31/24	.00	1,377.09	- 1,834.24	3,211.33
1,000,000.000	U S Treasury Nt 9128283D0	2.250%	10/31/24	.00	1,615.01	- 9,696.13	11,311.14
Total US Government Issues				5,691.61	13,625.02	- 32,498.41	51,815.04
Corporate Issues							
100,000.000	Adobe Inc 00724PAB5	1.900%	2/01/25	316.67	158.33	.00	475.00
150,000.000	American Express Co 025816CG2	2.500%	7/30/24	635.42	312.50	.00	947.92
80,000.000	Bb T Corporation Mtn 05531FBB8	2.850%	10/26/24	.00	152.00	120.33	31.67
230,000.000	Bank Of America Corp 06051GFM6	4.000%	1/22/25	1,150.00	580.00	- 800.00	2,530.00
150,000.000	Bk Of America Mtn 06051GJH3	0.810%	10/24/24	529.88	101.25	607.50	23.63
200,000.000	Bank Of Ny Mello Mtn 06406HCX5	3.250%	9/11/24	361.11	541.67	.00	902.78
185,000.000	Bank New York Mtn 06406RBC0	3.350%	4/25/25	.00	89.93	.00	89.93
100,000.000	Carmax Auto Owner 14317HAC5	3.490%	2/16/27	.00	29.08	.00	29.08



INCOME ACCRUAL DETAIL (continued)

SHARES/ FACE AMOUNT	DESCRIPTION	EX DATE	PAY DATE	ANN RATE	BEGINNING ACCRUAL	INCOME EARNED	INCOME RECEIVED	ENDING ACCRUAL
100,000.000	Caterpillar Finl Mtn 1.450% 14913R2C0	5/15/25			.00	36.25	- 632.36	668.61
100,000.000	Caterpillar Finl Mtn 0.600% 14913R2P1	9/13/24			30.00	50.00	.00	80.00
100,000.000	Comcast Corp 3.375% 20030NBL4	2/15/25			431.25	281.25	.00	712.50
80,000.000	Comcast Corp 3.700% 20030NCR0	4/15/24			.00	205.56	74.00	131.56
180,000.000	Deere Company 2.750% 244199BH7	4/15/25			.00	123.75	- 96.25	220.00
100,000.000	Exxon Mobil Corp 2.709% 30231GAF9	3/06/25			188.13	225.75	.00	413.88
60,000.000	Gm Fin Cons Aut 3.100% 362585AC5	2/16/27			.00	93.00	.00	93.00
150,000.000	General Dynamics 3.500% 369550BG2	5/15/25			.00	350.00	- 2,070.83	2,420.83
150,000.000	Goldman Sachs Group 3.500% 38148LAC0	1/23/25			991.67	437.50	.00	1,429.17
100,000.000	Harley Davidson Mtr 3.060% 41284YAD8	2/15/27			.00	93.50	.00	93.50
200,000.000	Hormel Foods Corp 0.650% 440452AG5	6/03/24			213.06	70.41	- 250.97	534.44
180,000.000	Intel Corp Sr Nt 3.400% 458140BP4	3/25/25			56.67	457.11	- 98.22	612.00
100,000.000	IBM Corp 3.000% 459200JY8	5/15/24			1,133.33	250.00	.00	1,383.33
150,000.000	Jpmorgan Chase Co 3.125% 46625HKC3	1/23/25			885.42	390.62	.00	1,276.04

00021801
35- -01-B -62 -125-01



CSC BROWARD COUNTY - CORE PORTFOLIO
ACCOUNT

Page 21 of 47
Period from April 1, 2022 to April 30, 2022

INCOME ACCRUAL DETAIL (continued)

SHARES/ FACE AMOUNT	DESCRIPTION	EX DATE	PAY DATE	ANN RATE	BEGINNING ACCRUAL	INCOME EARNED	INCOME RECEIVED	ENDING ACCRUAL
150,000.000	Jpmorgan Chase Co 46647PBS4	0.653%	9/16/24		40.81	- 28.57	.00	12.24
80,000.000	Jpmorgan Chase Co 46647PCZ7	4.080%	4/26/26		.00	45.33	.00	45.33
100,000.000	Merck Co Inc 58933YAR6	2.750%	2/10/25		389.58	229.17	.00	618.75
100,000.000	Morgan Stanley 6174468C6	4.000%	7/23/25		.00	266.67	- 822.22	1,088.89
80,000.000	Morgan Stanley Mtn 61746BDQ6	3.875%	4/29/24		.00	206.66	189.44	17.22
100,000.000	National Rural Mtn 63743HFC1	1.875%	2/07/25		281.25	156.25	.00	437.50
100,000.000	Paccar Financial Mtn 69371RQ25	2.150%	8/15/24		274.72	179.17	.00	453.89
150,000.000	Pepsico Inc 713448CT3	2.750%	4/30/25		.00	103.13	- 1,970.83	2,073.96
100,000.000	Suntrust Banks Inc 867914BS1	4.000%	5/01/25		.00	266.67	- 1,733.33	2,000.00
150,000.000	Toyota Motor Mtn 89236TJN6	0.625%	9/13/24		.00	65.10	- 59.90	125.00
95,000.000	Toyota At Rec Own 89238FAD5	2.930%	9/15/26		.00	139.18	.00	139.18
150,000.000	Unilever Cap Corp 904764BN6	0.626%	8/12/24		.00	5.22	- 200.84	206.06
100,000.000	United Parcel 911312BX3	3.900%	4/01/25		1,950.00	325.00	1,950.00	325.00
150,000.000	Unitedhealth Group 91324PDM1	3.500%	2/15/24		.00	364.58	- 743.75	1,108.33

INCOME ACCRUAL DETAIL (continued)

SHARES/ FACE AMOUNT	DESCRIPTION	EX DATE	PAY DATE	ANN RATE	BEGINNING ACCRUAL	INCOME EARNED	INCOME RECEIVED	ENDING ACCRUAL
150,000.000	Wells Fargo Mtn 94974BGH7	3.000%	2/19/25		525.00	375.00	.00	900.00
Total Corporate Issues					10,383.97	7,728.02	- 6,538.23	24,650.22
Foreign Issues								
440,000.000	Asian Mtn 045167FM0	2.875%	5/06/25		.00	140.56	.00	140.56
150,000.000	Bank Of Montreal Mtn 06368FAE9	1.500%	1/10/25		506.25	187.50	.00	693.75
200,000.000	Bank Of Nova Scotia 0641596E1	0.650%	7/31/24		220.28	108.33	.00	328.61
150,000.000	Canadian Imperial 13607GLZ5	2.250%	1/28/25		590.63	281.25	.00	871.88
180,000.000	Honda Motor Co Ltd 438127AA0	2.271%	3/10/25		.00	261.17	- 317.94	579.11
100,000.000	Royal Bk Cda Mtn 78016EYM3	1.600%	1/21/25		.00	102.22	- 342.22	444.44
200,000.000	Royal Bk Cda Mtn 78016EZ8	0.750%	10/07/24		725.00	125.00	750.00	100.00
150,000.000	Shell International 822582BD3	3.250%	5/11/25		.00	338.54	- 1,963.54	2,302.08
200,000.000	Sumitomo Mitsui Finl 86562MBM1	2.696%	7/16/24		1,123.33	449.34	.00	1,572.67
200,000.000	Toronto Dominion Mtn 89114QCA4	2.650%	6/12/24		1,604.72	441.67	.00	2,046.39
100,000.000	Toronto Dominion Mtn 89114TZL9	1.450%	1/10/25		.00	92.64	- 346.39	439.03
150,000.000	Westpac Banking Corp 961214EH2	2.350%	2/19/25		411.25	293.75	.00	705.00

00021801
35-01-B-62-125-01



CSC BROWARD COUNTY - CORE PORTFOLIO
ACCOUNT ██████████

Page 23 of 47
Period from April 1, 2022 to April 30, 2022

INCOME ACCRUAL DETAIL (continued)

SHARES/ FACE AMOUNT	DESCRIPTION	EX DATE	PAY DATE	ANN RATE	BEGINNING ACCRUAL	INCOME EARNED	INCOME RECEIVED	ENDING ACCRUAL
Total Foreign Issues					5,181.46	2,821.97	- 2,220.09	10,223.52
Grand Total					21,501.82	24,982.42	- 41,011.95	87,496.19

00021801
35- -01-B -62 -125-01
██████████



CSC BROWARD COUNTY - CORE PORTFOLIO
ACCOUNT ██████████

Page 24 of 47
Period from April 1, 2022 to April 30, 2022

INVESTMENT ACTIVITY

DATE	DESCRIPTION	CASH
Interest		
Bank Of America Corp 4.000% 1/22/25 06051Gfm6		
04/22/2022	Paid Accrued Interest On Purchase Of Bank Of America Corp 4.000% 1/22/25 Income Debit 800.00- USD	- 800.00
Bb T Corporation Mtn 2.850% 10/26/24 05531Fbb8		
04/07/2022	Paid Accrued Interest On Purchase Of Income Debit 1,019.67- USD	- 1,019.67
04/26/2022	0.01425 USD/\$1 Pv On 80,000 Par Value Due 4/26/22	1,140.00
Total Bb T Corporation Mtn 2.850% 10/26/24		120.33
Bk Of America Mtn 0.810% 10/24/24 06051Gjh3		
04/25/2022	Bk Of America Mtn 0.810% 10/24/24 0.00405 USD/\$1 Pv On 150,000 Par Value Due 4/24/22	607.50
Caterpillar Finl Mtn 1.450% 5/15/25 14913R2C0		
04/22/2022	Paid Accrued Interest On Purchase Of Caterpillar Finl Mtn 1.450% 5/15/25 Income Debit 632.36- USD	- 632.36
Comcast Corp 3.700% 4/15/24 20030NCRO		
04/06/2022	Paid Accrued Interest On Purchase Of Comcast Corp 3.700% 4/15/24 Income Debit 1,406.00- USD	- 1,406.00
04/15/2022	Comcast Corp 3.700% 4/15/24 0.0185 USD/\$1 Pv On 80,000 Par Value Due 4/15/22	1,480.00

00021801
35--01-B-62-125-01



CSC BROWARD COUNTY - CORE PORTFOLIO
ACCOUNT

Page 25 of 47
Period from April 1, 2022 to April 30, 2022

INVESTMENT ACTIVITY (continued)

DATE	DESCRIPTION	CASH
<hr/>		
Total Comcast Corp	3.700% 4/15/24	74.00
<hr/>		
Deere Company	2.750% 4/15/25	
244199Bh7		
04/22/2022	Paid Accrued Interest On Purchase Of Deere Company 2.750% 4/15/25 Income Debit 96.25- USD	- 96.25
First Am Govt Ob Fd CI Z		
31846V567		
04/01/2022	Interest From 3/1/22 To 3/31/22	244.78
General Dynamics	3.500% 5/15/25	
369550Bg2		
04/07/2022	Paid Accrued Interest On Purchase Of General Dynamics 3.500% 5/15/25 Income Debit 2,070.83- USD	- 2,070.83
Honda Motor Co Ltd	2.271% 3/10/25	
438127AA0		
04/08/2022	Paid Accrued Interest On Purchase Of Honda Motor Co Ltd 2.271% 3/10/25 Income Debit 317.94- USD	- 317.94
Hormel Foods Corp	0.650% 6/03/24	
440452Ag5		
04/22/2022	Paid Accrued Interest On Purchase Of Hormel Foods Corp 0.650% 6/03/24 Income Debit 250.97- USD	- 250.97
Intel Corp Sr Nt	3.400% 3/25/25	
458140Bp4		
04/08/2022	Paid Accrued Interest On Purchase Of Intel Corp Sr Nt 3.400% 3/25/25 Income Debit 98.22- USD	- 98.22

INVESTMENT ACTIVITY (continued)

DATE	DESCRIPTION	CASH
Morgan Stanley 4.000% 7/23/25		
6174468C6		
04/07/2022	Paid Accrued Interest On Purchase Of Morgan Stanley 4.000% 7/23/25 Income Debit 822.22- USD	- 822.22
Morgan Stanley Mtn 3.875% 4/29/24		
61746Bdq6		
04/07/2022	Paid Accrued Interest On Purchase Of Morgan Stanley Mtn 3.875% 4/29/24 Income Debit 1,360.56- USD	- 1,360.56
04/29/2022	Morgan Stanley Mtn 3.875% 4/29/24 0.019375 USD/\$1 Pv On 80.000 Par Value Due 4/29/22	1,550.00
Total Morgan Stanley Mtn 3.875% 4/29/24		189.44
Pepsico Inc 2.750% 4/30/25		
713448Ct3		
04/22/2022	Paid Accrued Interest On Purchase Of Pepsico Inc 2.750% 4/30/25 Income Debit 1,970.83- USD	- 1,970.83
Royal Bk Cda Mtn 0.750% 10/07/24		
78016Ezx8		
04/07/2022	Royal Bk Cda Mtn 0.750% 10/07/24 0.00375 USD/\$1 Pv On 200.000 Par Value Due 4/7/22	750.00
Royal Bk Cda Mtn 1.600% 1/21/25		
78016Eym3		
04/08/2022	Paid Accrued Interest On Purchase Of Royal Bk Cda Mtn 1.600% 1/21/25 Income Debit 342.22- USD	- 342.22
Shell International 3.250% 5/11/25		
822582Bd3		

00021801
35--01-B-62-125-01



CSC BROWARD COUNTY - CORE PORTFOLIO
ACCOUNT ██████████

Page 27 of 47
Period from April 1, 2022 to April 30, 2022

INVESTMENT ACTIVITY (continued)

DATE	DESCRIPTION	CASH
04/06/2022	Paid Accrued Interest On Purchase Of Shell International 3.250% 5/11/25 Income Debit 1,963.54- USD	- 1,963.54
Suntrust Banks Inc 4.000% 5/01/25 867914Bs1		
04/07/2022	Paid Accrued Interest On Purchase Of Suntrust Banks Inc 4.000% 5/01/25 Income Debit 1,733.33- USD	- 1,733.33
Toronto Dominion Mtn 1.450% 1/10/25 89114TzI9		
04/08/2022	Paid Accrued Interest On Purchase Of Toronto Dominion Mtn 1.450% 1/10/25 Income Debit 346.39- USD	- 346.39
Toyota Motor Mtn 0.625% 9/13/24 89236Tjn6		
04/06/2022	Paid Accrued Interest On Purchase Of Toyota Motor Mtn 0.625% 9/13/24 Income Debit 59.90- USD	- 59.90
U S Treasury Nt 0.125% 5/31/23 91282Ccd1		
04/06/2022	Paid Accrued Interest On Purchase Of U S Treasury Nt 0.125% 5/31/23 Income Debit 436.13- USD	- 436.13
U S Treasury Nt 0.500% 11/30/23 91282Cdm0		
04/05/2022	Paid Accrued Interest On Purchase Of U S Treasury Nt 0.500% 11/30/23 Income Debit 1,730.77- USD	- 1,730.77
U S Treasury Nt 0.875% 1/31/24 91282Cdv0		

INVESTMENT ACTIVITY (continued)

DATE	DESCRIPTION	CASH
04/05/2022	Paid Accrued Interest On Purchase Of U S Treasury Nt 0.875% 1/31/24 Income Debit 1,546.96- USD	- 1,546.96
U S Treasury Nt 1.375% 8/31/23 912828D1		
04/05/2022	Paid Accrued Interest On Purchase Of U S Treasury Nt 1.375% 8/31/23 Income Debit 1,345.11- USD	- 1,345.11
U S Treasury Nt 1.500% 3/31/23 912828Q29		
04/21/2022	Paid Accrued Interest On Purchase Of U S Treasury Nt 1.500% 3/31/23 Income Debit 860.66- USD	- 860.66
U S Treasury Nt 1.625% 10/31/23 912828T91		
04/05/2022	Paid Accrued Interest On Purchase Of U S Treasury Nt 1.625% 10/31/23 Income Debit 7,002.76- USD	- 7,002.76
U S Treasury Nt 1.875% 8/31/24 912828U3		
04/05/2022	Paid Accrued Interest On Purchase Of U S Treasury Nt 1.875% 8/31/24 Income Debit 1,834.24- USD	- 1,834.24
U S Treasury Nt 2.125% 2/29/24 912828W48		
04/05/2022	Paid Accrued Interest On Purchase Of U S Treasury Nt 2.125% 2/29/24 Income Debit 2,078.80- USD	- 2,078.80
U S Treasury Nt 2.250% 10/31/24 912828D0		

00021801
35-01-B-62-125-01



GSC BROWARD COUNTY - CORE PORTFOLIO
ACCOUNT [REDACTED]

Page 29 of 47
Period from April 1, 2022 to April 30, 2022

INVESTMENT ACTIVITY (continued)

DATE	DESCRIPTION	CASH
04/05/2022	Paid Accrued Interest On Purchase Of U S Treasury Nt 2.250% 10/31/24 Income Debit 9,696.13- USD	- 9,696.13
U S Treasury Nt 2.250% 12/31/23 912828V23		
04/06/2022	Paid Accrued Interest On Purchase Of U S Treasury Nt 2.250% 12/31/23 Income Debit 5,966.85- USD	- 5,966.85
Unilever Cap Corp 0.626% 8/12/24 904764Bn6		
04/29/2022	Paid Accrued Interest On Purchase Of Unilever Cap Corp 0.626% 8/12/24 Income Debit 200.84- USD	- 200.84
United Parcel 3.900% 4/01/25 911312Bx3		
04/01/2022	United Parcel 3.900% 4/01/25 0.0195 USD/\$1 Pv On 100,000 Par Value Due 4/1/22	1,950.00
Unitedhealth Group 3.500% 2/15/24 91324Pdm1		
04/06/2022	Paid Accrued Interest On Purchase Of Unitedhealth Group 3.500% 2/15/24 Income Debit 743.75- USD	- 743.75
Total Interest		- 41,011.95

00021801
35-01-B-62-125-01



CSC BROWARD COUNTY - CORE PORTFOLIO
ACCOUNT

Page 30 of 47
Period from April 1, 2022 to April 30, 2022

PURCHASES

DATE	DESCRIPTION	SHARES/ FACE AMOUNT	COMMISSION	CASH	FEDERAL TAX COST
Cash And Equivalents					
04/01/2022	Purchased 1,950 Units Of First Am Govt Ob Fd Cl Z Trade Date 4/1/22 31846V567	1,950.000	.00	- 1,950.00	1,950.00
04/04/2022	Purchased 244.78 Units Of First Am Govt Ob Fd Cl Z Trade Date 4/4/22 31846V567	244.780	.00	- 244.78	244.78
04/18/2022	Purchased 1,480 Units Of First Am Govt Ob Fd Cl Z Trade Date 4/18/22 31846V567	1,480.000	.00	- 1,480.00	1,480.00
04/25/2022	Purchased 607.5 Units Of First Am Govt Ob Fd Cl Z Trade Date 4/25/22 31846V567	607.500	.00	- 607.50	607.50
Total First Am Govt Ob Fd Cl Z		4,282.280	.00	- 4,282.28	4,282.28
Total Cash And Equivalents		4,282.280	.00	- 4,282.28	4,282.28
US Government Issues					
04/05/2022	Purchased 1,000,000 Par Value Of U S Treasury Nt 0.125% 5/31/23 Trade Date 4/5/22 Purchased Through Morgan Stanley & Co. LLC Swift External Ref#: 8209503223976687 1,000,000 Par Value At 97.863281 % 91282CCD1	1,000,000.000	.00	- 978,632.81	978,632.81

00021801
35- -01-B -62 -125-01



CSC BROWARD COUNTY - CORE PORTFOLIO
ACCOUNT

Page 31 of 47
Period from April 1, 2022 to April 30, 2022

PURCHASES (continued)

DATE	DESCRIPTION	SHARES/ FACE AMOUNT	COMMISSION	CASH	FEDERAL TAX COST
Total U S Treasury Nt 0.125% 5/31/23		1,000,000.000	.00	- 978,632.81	978,632.81
04/01/2022	Purchased 1,000,000 Par Value Of U S Treasury Nt 0.500% 11/30/23 Trade Date 4/1/22 Purchased Through J.P. Morgan Securities LLC Swift External Ref#: 8209103223956779 1,000,000 Par Value At 97.019531 % 91282CDM0	1,000,000.000	.00	- 970,195.31	970,195.31
Total U S Treasury Nt 0.500% 11/30/23		1,000,000.000	.00	- 970,195.31	970,195.31
04/01/2022	Purchased 1,000,000 Par Value Of U S Treasury Nt 0.875% 1/31/24 Trade Date 4/1/22 Purchased Through J.P. Morgan Securities LLC Swift External Ref#: 8209103223956786 1,000,000 Par Value At 97.238281 % 91282CDV0	1,000,000.000	.00	- 972,382.81	972,382.81
Total U S Treasury Nt 0.875% 1/31/24		1,000,000.000	.00	- 972,382.81	972,382.81
04/01/2022	Purchased 1,000,000 Par Value Of U S Treasury Nt 1.375% 8/31/23 Trade Date 4/1/22 Purchased Through BofA Securities, Inc./Fxd Inc Swift External Ref#: 8209103223956769 1,000,000 Par Value At 98.90625 % 9128282D1	1,000,000.000	.00	- 989,062.50	989,062.50
Total U S Treasury Nt 1.375% 8/31/23		1,000,000.000	.00	- 989,062.50	989,062.50



PURCHASES (continued)

DATE	DESCRIPTION	SHARES/ FACE AMOUNT	COMMISSION	CASH	FEDERAL TAX COST
04/20/2022	Purchased 1,000,000 Par Value Of U S Treasury Nt 1.500% 3/31/23 Trade Date 4/20/22 Purchased Through J.P. Morgan Securities LLC Swift External Ref#: 8211003223026116 1,000,000 Par Value At 99.632813 % 912828Q29	1,000,000.000	.00	- 996,328.13	996,328.13
Total U S Treasury Nt 1.500% 3/31/23		1,000,000.000	.00	- 996,328.13	996,328.13
04/04/2022	Purchased 1,000,000 Par Value Of U S Treasury Nt 1.625% 10/31/23 Trade Date 4/4/22 Purchased Through BofA Securities, Inc./Fxd Inc Swift External Ref#: 8209403223962482 1,000,000 Par Value At 99.023438 % 912828T91	1,000,000.000	.00	- 990,234.38	990,234.38
Total U S Treasury Nt 1.625% 10/31/23		1,000,000.000	.00	- 990,234.38	990,234.38
04/04/2022	Purchased 1,000,000 Par Value Of U S Treasury Nt 1.875% 8/31/24 Trade Date 4/4/22 Purchased Through Citigroup Global Markets Inc. Swift External Ref#: 8209403223962475 1,000,000 Par Value At 98.359375 % 912828U3	1,000,000.000	.00	- 983,593.75	983,593.75
Total U S Treasury Nt 1.875% 8/31/24		1,000,000.000	.00	- 983,593.75	983,593.75
04/04/2022	Purchased 1,000,000 Par Value Of U S Treasury Nt 2.125% 2/29/24 Trade Date 4/4/22 Purchased Through J.P. Morgan Securities LLC Swift External Ref#: 8209403223962485 1,000,000 Par Value At 99.457031 % 912828W48	1,000,000.000	.00	- 994,570.31	994,570.31

00021801
 35- -01-B -62 -125-01
 018



CSC BROWARD COUNTY - CORE PORTFOLIO
 ACCOUNT

Page 33 of 47
 Period from April 1, 2022 to April 30, 2022

PURCHASES (continued)

DATE	DESCRIPTION	SHARES/ FACE AMOUNT	COMMISSION	CASH	FEDERAL TAX COST
Total U S Treasury Nt 2.125% 2/29/24		1,000,000.000	.00	- 994,570.31	994,570.31
04/01/2022	Purchased 1,000,000 Par Value Of U S Treasury Nt 2.250% 10/31/24 Trade Date 4/1/22 Purchased Through BofA Securities, Inc./Fxd Inc Swift External Ref#: 8209103223956776 1,000,000 Par Value At 99.089844 % 9128283D0	1,000,000.000	.00	- 990,898.44	990,898.44
Total U S Treasury Nt 2.250% 10/31/24		1,000,000.000	.00	- 990,898.44	990,898.44
04/05/2022	Purchased 1,000,000 Par Value Of U S Treasury Nt 2.250% 12/31/23 Trade Date 4/5/22 Purchased Through Citigroup Global Markets Inc. Swift External Ref#: 8209503223976690 1,000,000 Par Value At 99.699219 % 912828V23	1,000,000.000	.00	- 996,992.19	996,992.19
Total U S Treasury Nt 2.250% 12/31/23		1,000,000.000	.00	- 996,992.19	996,992.19
Total Government Issues		10,000,000.000	.00	- 9,862,890.63	9,862,890.63
Corporate Issues					
04/19/2022	Purchased 185,000 Par Value Of Bank New York 3.500% 4/25/25 Trade Date 4/19/22 Purchased Through Citigroup Global Markets Inc. Swift External Ref#: 8210903223021757 185,000 Par Value At 99.986 % 06406RBC0	185,000.000	.00	- 184,974.10	184,974.10
Total Bank New York Mtn 3.350% 4/25/25		185,000.000	.00	- 184,974.10	184,974.10

00021801
35- -01-B -62 -125-01
0101 11 2022



CSC BROWARD COUNTY - CORE PORTFOLIO
ACCOUNT [REDACTED]

Page 34 of 47
Period from April 1, 2022 to April 30, 2022

PURCHASES (continued)

DATE	DESCRIPTION	SHARES/ FACE AMOUNT	COMMISSION	CASH	FEDERAL TAX COST
04/20/2022	Purchased 80,000 Par Value Of Bank Of America Corp 4.000% 1/22/25 Trade Date 4/20/22 Purchased Through BofA Securities, Inc./Fxd Inc Swift External Ref#: 8211003223025272 80,000 Par Value At 100.859 % 06051GFM6	80,000.000	.00	- 80,687.20	80,687.20
Total Bank Of America Corp 4.000% 1/22/25		80,000.000	.00	- 80,687.20	80,687.20
04/05/2022	Purchased 80,000 Par Value Of Bb T Corporation Mtn 2.850% 10/26/24 Trade Date 4/5/22 Purchased Through Truist Securities, Inc. Swift External Ref#: 8209503223976955 80,000 Par Value At 99.628 % 05531FBB8	80,000.000	.00	- 79,702.40	79,702.40
Total Bb T Corporation Mtn 2.850% 10/26/24		80,000.000	.00	- 79,702.40	79,702.40
04/26/2022	Purchased 75,000 Par Value Of Capital One Prime Tr 3.120% 4/15/27 Trade Date 4/26/22 Purchased Through Wells Fargo Securities, LLC Swift External Ref#: 8211603223047597 75,000 Par Value At 99.97814667 % 14043QAC6	75,000.000	.00	- 74,983.61	74,983.61
Total Capital One Prime Tr 3.120% 4/15/27		75,000.000	.00	- 74,983.61	74,983.61
04/21/2022	Purchased 100,000 Par Value Of Carmax Auto Owner 3.520% 2/16/27 Trade Date 4/21/22 Purchased Through BofA Securities, Inc./Fxd Inc Swift External Ref#: 8211103223031465 100,000 Par Value At 99.98479 % 14317HAC5	100,000.000	.00	- 99,984.79	99,984.79

00021801
35- -01-B -62 -125-01



CSC BROWARD COUNTY - CORE PORTFOLIO
ACCOUNT

Page 35 of 47
Period from April 1, 2022 to April 30, 2022

PURCHASES (continued)

DATE	DESCRIPTION	SHARES/ FACE AMOUNT	COMMISSION	CASH	FEDERAL TAX COST
Total Carmax Auto Owner 3.490% 2/16/27		100,000.000	.00	- 99,984.79	99,984.79
04/20/2022	Purchased 100,000 Par Value Of Caterpillar Finl Mtn 1.450% 5/15/25 Trade Date 4/20/22 Purchased Through BofA Securities, Inc./Fxd Inc Swift External Ref#: 8211003223025281 100,000 Par Value At 95.063 % 14913R2C0	100,000.000	.00	- 95,063.00	95,063.00
Total Caterpillar Finl Mtn 1.450% 5/15/25		100,000.000	.00	- 95,063.00	95,063.00
04/26/2022	Purchased 55,000 Par Value Of Cintas Corp 3.450% 5/01/25 Trade Date 4/26/22 Purchased Through Pershing LLC Swift External Ref#: 8211603223047730 55,000 Par Value At 99.978 % 17252MAP5	55,000.000	.00	- 54,987.90	54,987.90
Total Cintas Corp 3.450% 5/01/25		55,000.000	.00	- 54,987.90	54,987.90
04/04/2022	Purchased 80,000 Par Value Of Comcast Corp 3.700% 4/15/24 Trade Date 4/4/22 Purchased Through Citigroup Global Markets Inc. Swift External Ref#: 8209403223962714 80,000 Par Value At 101.903 % 20030NCR0	80,000.000	.00	- 81,522.40	81,522.40
Total Comcast Corp 3.700% 4/15/24		80,000.000	.00	- 81,522.40	81,522.40



PURCHASES (continued)

DATE	DESCRIPTION	SHARES/ FACE AMOUNT	COMMISSION	CASH	FEDERAL TAX COST
04/20/2022	Purchased 180,000 Par Value Of Deere Company 2.750% 4/15/25 Trade Date 4/20/22 Purchased Through Pershing LLC Swift External Ref#: 8211003223026211 180,000 Par Value At 98.733 % 244199BH7	180,000.000	.00	- 177,719.40	177,719.40
Total Deere Company 2.750% 4/15/25		180,000.000	.00	- 177,719.40	177,719.40
04/05/2022	Purchased 150,000 Par Value Of General Dynamics 3.500% 5/15/25 Trade Date 4/5/22 Purchased Through BofA Securities, Inc./Fxd Inc Swift External Ref#: 8209503223972274 150,000 Par Value At 101.552 % 369550BG2	150,000.000	.00	- 152,328.00	152,328.00
Total General Dynamics 3.500% 5/15/25		150,000.000	.00	- 152,328.00	152,328.00
04/05/2022	Purchased 60,000 Par Value Of Gm Fin Cons Aut 0.00001% 2/16/27 Trade Date 4/5/22 Purchased Through Rbc Capital Markets, LLC Swift External Ref#: 8209503223977547 60,000 Par Value At 99.9791 % 362585AC5	60,000.000	.00	- 59,987.46	59,987.46
Total Gm Fin Cons Aut 3.100% 2/16/27		60,000.000	.00	- 59,987.46	59,987.46
04/12/2022	Purchased 100,000 Par Value Of Harley Davidson Mtr Trade Date 4/12/22 Purchased Through Wells Fargo Securities, LLC Swift External Ref#: 8210203223003310 100,000 Par Value At 99.98335 % 41284YAD8	100,000.000	.00	- 99,983.35	99,983.35

00021801
35-01-B-62-125-01
~~00000001~~



CSC BROWARD COUNTY - CORE PORTFOLIO
ACCOUNT ~~00000000~~

Page 37 of 47
Period from April 1, 2022 to April 30, 2022

PURCHASES (continued)

DATE	DESCRIPTION	SHARES/ FACE AMOUNT	COMMISSION	CASH	FEDERAL TAX COST
Total Harley Davidson Mtr 3.060% 2/15/27		100,000.000	.00	- 99,983.35	99,983.35
04/20/2022	Purchased 100,000 Par Value Of Hormel Foods Corp 0.650% 6/03/24 Trade Date 4/20/22 Purchased Through Citigroup Global Markets Inc. Swift External Ref#: 8211003223026214 100,000 Par Value At 95.636 % 440452AG5	100,000.000	.00	- 95,636.00	95,636.00
Total Hormel Foods Corp 0.650% 6/03/24		100,000.000	.00	- 95,636.00	95,636.00
04/06/2022	Purchased 80,000 Par Value Of Intel Corp Sr Nt 3.400% 3/25/25 Trade Date 4/6/22 Purchased Through Morgan Stanley & Co. LLC Swift External Ref#: 8209603223982998 80,000 Par Value At 101.028 % 458140BP4	80,000.000	.00	- 80,822.40	80,822.40
Total Intel Corp Sr Nt 3.400% 3/25/25		80,000.000	.00	- 80,822.40	80,822.40
04/19/2022	Purchased 80,000 Par Value Of Jpmorgan Chase Co 4.080% 4/26/26 Trade Date 4/19/22 Purchased Through J.P. Morgan Securities LLC Swift External Ref#: 8210903223021676 80,000 Par Value At 100 % 46647PCZ7	80,000.000	.00	- 80,000.00	80,000.00
Total Jpmorgan Chase Co 4.080% 4/26/26		80,000.000	.00	- 80,000.00	80,000.00



PURCHASES (continued)

DATE	DESCRIPTION	SHARES/ FACE AMOUNT	COMMISSION	CASH	FEDERAL TAX COST
04/05/2022	Purchased 100,000 Par Value Of Morgan Stanley 4.000% 7/23/25 Trade Date 4/5/22 Purchased Through BofA Securities, Inc./Fxd Inc Swift External Ref#: 8209503223976947 100,000 Par Value At 101.885 % 6174468C6	100,000.000	.00	- 101,885.00	101,885.00
Total Morgan Stanley 4.000% 7/23/25		100,000.000	.00	- 101,885.00	101,885.00
04/05/2022	Purchased 80,000 Par Value Of Morgan Stanley Mtn 3.875% 4/29/24 Trade Date 4/5/22 Purchased Through Bnp Paribas Sec Corp Swift External Ref#: 8209503223976944 80,000 Par Value At 101.851 % 61746BDQ6	80,000.000	.00	- 81,480.80	81,480.80
Total Morgan Stanley Mtn 3.875% 4/29/24		80,000.000	.00	- 81,480.80	81,480.80
04/27/2022	Purchased 25,000 Par Value Of National Rural Mtn 3.450% 6/15/25 Trade Date 4/27/22 Purchased Through Rbc Capital Markets, LLC Swift External Ref#: 8211703223052163 25,000 Par Value At 99.973 % 63743HFE7	25,000.000	.00	- 24,993.25	24,993.25
Total National Rural Mtn 3.450% 6/15/25		25,000.000	.00	- 24,993.25	24,993.25
04/20/2022	Purchased 150,000 Par Value Of Pepsico Inc 2.750% 4/30/25 Trade Date 4/20/22 Purchased Through BofA Securities, Inc./Fxd Inc Swift External Ref#: 8211003223025287 150,000 Par Value At 99.302 % 713448CT3	150,000.000	.00	- 148,953.00	148,953.00

00021801
 35- -01-B -62 -125-01



CSC BROWARD COUNTY - CORE PORTFOLIO
 ACCOUNT #

Page 39 of 47
 Period from April 1, 2022 to April 30, 2022

PURCHASES (continued)

DATE	DESCRIPTION	SHARES/ FACE AMOUNT	COMMISSION	CASH	FEDERAL TAX COST
Total Pepsico Inc 2.750% 4/30/25		150,000.000	.00	- 148,953.00	148,953.00
04/05/2022	Purchased 100,000 Par Value Of Suntrust Banks Inc 4.000% 5/01/25 Trade Date 4/5/22 Purchased Through Goldman Sachs & Co. LLC Swift External Ref#: 8209503223976965 100,000 Par Value At 102.376 % 867914BS1	100,000.000	.00	- 102,376.00	102,376.00
Total Suntrust Banks Inc 4.000% 5/01/25		100,000.000	.00	- 102,376.00	102,376.00
04/07/2022	Purchased 95,000 Par Value Of Toyota At Rec Own 0.00001% 9/15/26 Trade Date 4/7/22 Purchased Through Mitsubishi Ufj Securities USA Swift External Ref#: 8209703223990823 95,000 Par Value At 99.99766316 % 89238FAD5	95,000.000	.00	- 94,997.78	94,997.78
Total Toyota At Rec Own 2.930% 9/15/26		95,000.000	.00	- 94,997.78	94,997.78
04/04/2022	Purchased 150,000 Par Value Of Toyota Motor Mtn 0.625% 9/13/24 Trade Date 4/4/22 Purchased Through Nomura Securities/Fix Income Swift External Ref#: 8209403223962723 150,000 Par Value At 94.987 % 89236TJN6	150,000.000	.00	- 142,480.50	142,480.50
Total Toyota Motor Mtn 0.625% 9/13/24		150,000.000	.00	- 142,480.50	142,480.50



PURCHASES (continued)

DATE	DESCRIPTION	SHARES/ FACE AMOUNT	COMMISSION	CASH	FEDERAL TAX COST
04/27/2022	Purchased 150,000 Par Value Of Unilever Cap Corp 0.626% 8/12/24 Trade Date 4/27/22 Purchased Through Morgan Stanley & Co. LLC Swift External Ref#: 8211703223052310 150,000 Par Value At 95.134 % 904764BN6	150,000.000	.00	- 142,701.00	142,701.00
Total Unilever Cap Corp 0.626% 8/12/24		150,000.000	.00	- 142,701.00	142,701.00
04/04/2022	Purchased 150,000 Par Value Of Unitedhealth Group 3.500% 2/15/24 Trade Date 4/4/22 Purchased Through BofA Securities, Inc. Swift External Ref#: 8209403223962717 150,000 Par Value At 101.702 % 91324PDM1	150,000.000	.00	- 152,553.00	152,553.00
Total Unitedhealth Group 3.500% 2/15/24		150,000.000	.00	- 152,553.00	152,553.00
Total Corporate Issues		2,505,000.000	.00	- 2,490,802.34	2,490,802.34
Foreign Issues					
04/20/2022	Purchased 440,000 Par Value Of Asian Mtn 2.875% 5/06/25 Trade Date 4/20/22 Purchased Through BofA Securities, Inc./Fxd Inc Swift External Ref#: 8211003223026000 440,000 Par Value At 99.882 % 045167FM0	440,000.000	.00	- 439,480.80	439,480.80
Total Asian Mtn 2.875% 5/06/25		440,000.000	.00	- 439,480.80	439,480.80

00021801
35--01-B-62-125-01
0101



CSC BROWARD COUNTY - CORE PORTFOLIO
ACCOUNT

Page 41 of 47
Period from April 1, 2022 to April 30, 2022

PURCHASES (continued)

DATE	DESCRIPTION	SHARES/ FACE AMOUNT	COMMISSION	CASH	FEDERAL TAX COST
04/06/2022	Purchased 180,000 Par Value Of Honda Motor Co Ltd 2.271% 3/10/25 Trade Date 4/6/22 Purchased Through Marketaxess Corp Swift External Ref#: 8209603223983026 180,000 Par Value At 98.174 % 438127AA0	180,000.000	.00	- 176,713.20	176,713.20
Total Honda Motor Co Ltd 2.271% 3/10/25		180,000.000	.00	- 176,713.20	176,713.20
04/06/2022	Purchased 100,000 Par Value Of Royal Bk Cda Mtn 1.600% 1/21/25 Trade Date 4/6/22 Purchased Through BofA Securities, Inc./Fxd Inc Swift External Ref#: 8209603223983034 100,000 Par Value At 96.195 % 78016EYM3	100,000.000	.00	- 96,195.00	96,195.00
Total Royal Bk Cda Mtn 1.600% 1/21/25		100,000.000	.00	- 96,195.00	96,195.00
04/04/2022	Purchased 150,000 Par Value Of Shell International 3.250% 5/11/25 Trade Date 4/4/22 Purchased Through Goldman Sachs & Co. LLC Swift External Ref#: 8209403223962720 150,000 Par Value At 101.078 % 822582BD3	150,000.000	.00	- 151,617.00	151,617.00
Total Shell International 3.250% 5/11/25		150,000.000	.00	- 151,617.00	151,617.00
04/06/2022	Purchased 100,000 Par Value Of Toronto Dominion Mtn 1.450% 1/10/25 Trade Date 4/6/22 Purchased Through Td Securities (USA) Swift External Ref#: 8209603223983031 100,000 Par Value At 95.525 % 89114TZL9	100,000.000	.00	- 95,525.00	95,525.00

00021801
35- -01-B -62 -125-01
██████████



CSC BROWARD COUNTY - CORE PORTFOLIO
ACCOUNT ██████████

Page 42 of 47
Period from April 1, 2022 to April 30, 2022

PURCHASES (continued)

DATE	DESCRIPTION	SHARES/ FACE AMOUNT	COMMISSION	CASH	FEDERAL TAX COST
	Total Toronto Dominion Mtn 1.450% 1/10/25	100,000.000	.00	- 95,525.00	95,525.00
	Total Foreign Issues	970,000.000	.00	- 959,531.00	959,531.00
	Total Purchases	13,479,282.280	.00	- 13,317,506.25	13,317,506.25

00021801
35- -01-B -62 -125-01
0101



CSC BROWARD COUNTY - CORE PORTFOLIO
ACCOUNT

Page 43 of 47
Period from April 1, 2022 to April 30, 2022

SALES AND MATURITIES

DATE	DESCRIPTION	SHARES/ FACE AMOUNT	COMMISSION	TRANSACTION PROCEEDS	FEDERAL TAX COST	REALIZED GAIN/LOSS
Cash And Equivalents						
04/05/2022	Sold 6,916,172.27 Units Of First Am Govt Ob Fd Cl Z Trade Date 4/5/22 31846V567	- 6,916,172.270	.00	6,916,172.27	- 6,916,172.27	.00
04/06/2022	Sold 2,514,374.07 Units Of First Am Govt Ob Fd Cl Z Trade Date 4/6/22 31846V567	- 2,514,374.070	.00	2,514,374.07	- 2,514,374.07	.00
04/07/2022	Sold 524,028.81 Units Of First Am Govt Ob Fd Cl Z Trade Date 4/7/22 31846V567	- 524,028.810	.00	524,028.81	- 524,028.81	.00
04/08/2022	Sold 450,360.37 Units Of First Am Govt Ob Fd Cl Z Trade Date 4/8/22 31846V567	- 450,360.370	.00	450,360.37	- 450,360.37	.00
04/13/2022	Sold 154,985.24 Units Of First Am Govt Ob Fd Cl Z Trade Date 4/13/22 31846V567	- 154,985.240	.00	154,985.24	- 154,985.24	.00
04/20/2022	Sold 99,983.35 Units Of First Am Govt Ob Fd Cl Z Trade Date 4/20/22 31846V567	- 99,983.350	.00	99,983.35	- 99,983.35	.00
04/21/2022	Sold 997,188.79 Units Of First Am Govt Ob Fd Cl Z Trade Date 4/21/22 31846V567	- 997,188.790	.00	997,188.79	- 997,188.79	.00

00021801
35- -01-B -62 -125-01
01271112 00000001



CSC BROWARD COUNTY - CORE PORTFOLIO
ACCOUNT [REDACTED]

Page 44 of 47
Period from April 1, 2022 to April 30, 2022

SALES AND MATURITIES (continued)

DATE	DESCRIPTION	SHARES/ FACE AMOUNT	COMMISSION	TRANSACTION PROCEEDS	FEDERAL TAX COST	REALIZED GAIN/LOSS
04/22/2022	Sold 601,809.01 Units Of First Am Govt Ob Fd Cl Z Trade Date 4/22/22 31846V567	- 601,809.010	.00	601,809.01	- 601,809.01	.00
04/26/2022	Sold 263,834.1 Units Of First Am Govt Ob Fd Cl Z Trade Date 4/26/22 31846V567	- 263,834.100	.00	263,834.10	- 263,834.10	.00
04/27/2022	Sold 439,480.8 Units Of First Am Govt Ob Fd Cl Z Trade Date 4/27/22 31846V567	- 439,480.800	.00	439,480.80	- 439,480.80	.00
04/28/2022	Sold 99,984.79 Units Of First Am Govt Ob Fd Cl Z Trade Date 4/28/22 31846V567	- 99,984.790	.00	99,984.79	- 99,984.79	.00
04/29/2022	Sold 141,351.84 Units Of First Am Govt Ob Fd Cl Z Trade Date 4/29/22 31846V567	- 141,351.840	.00	141,351.84	- 141,351.84	.00
Total First Am Govt Ob Fd Cl Z		- 13,203,553.440	.00	13,203,553.44	- 13,203,553.44	.00
Total Cash And Equivalents		- 13,203,553.440	.00	13,203,553.44	- 13,203,553.44	.00
Total Sales And Maturities		- 13,203,553.440	.00	13,203,553.44	- 13,203,553.44	.00

00021801
35-01-B-62-125-01
~~35-01-B-62-125-01~~

CSC BROWARD COUNTY - CORE PORTFOLIO
ACCOUNT ~~35-01-B-62-125-01~~



SALES AND MATURITIES MESSAGES

Realized gain/loss should not be used for tax purposes.

00021801
35-01-B-62-125-01



CSC BROWARD COUNTY - CORE PORTFOLIO
ACCOUNT # [REDACTED]

Page 46 of 47
Period from April 1, 2022 to April 30, 2022

PENDING TRADES

TRADE DATE	SETTLE DATE	DESCRIPTION	SHARES/ PAR VALUE	FEDERAL TAX COST	CASH
Purchases					
04/26/2022	05/04/2022	Purchased 75,000 Par Value Of Capital One Prime Tr 3.120% 4/15/27 Trade Date 4/26/22 Purchased Through Wells Fargo Securities, LLC Swift External Ref#: 8211603223047597 75,000 Par Value At 99.97814667 % 14043QAC6	75,000.000	74,983.61	- 74,983.61
04/26/2022	05/03/2022	Purchased 55,000 Par Value Of Cintas Corp 3.450% 5/01/25 Trade Date 4/26/22 Purchased Through Pershing LLC Swift External Ref#: 8211603223047730 55,000 Par Value At 99.978 % 17252MAP5	55,000.000	54,987.90	- 54,987.90
04/27/2022	05/04/2022	Purchased 25,000 Par Value Of National Rural Mtn 3.450% 6/15/25 Trade Date 4/27/22 Purchased Through Rbc Capital Markets, LLC Swift External Ref#: 8211703223052163 25,000 Par Value At 99.973 % 63743HFE7	25,000.000	24,993.25	- 24,993.25
Total Purchases			155,000.000	154,964.76	- 154,964.76
Net Trades Pending Settlement			155,000.000	154,964.76	- 154,964.76



BOND SUMMARY

	PAR VALUE	MARKET VALUE	PERCENTAGE OF CATEGORY
MATURITY SUMMARY			
2022	.00	.00	0.00
2023	9,000,000.00	8,838,550.00	39.14
2024	8,640,000.00	8,411,655.60	37.25
2025	4,925,000.00	4,828,380.45	21.37
2026	175,000.00	174,424.40	0.77
2027	335,000.00	334,253.58	1.47
Total	23,075,000.00	22,587,264.03	100.00
MOODY'S RATING			
Aaa	16,795,000.00	16,442,789.20	72.79
Aa2	250,000.00	248,077.50	1.10
Aa3	150,000.00	145,833.00	0.65
A1	2,545,000.00	2,483,355.70	10.99
A2	2,035,000.00	1,970,940.30	8.73
A3	995,000.00	991,420.45	4.39
Baa1	230,000.00	229,864.30	1.02
N/A	75,000.00	74,983.58	0.33
Total	23,075,000.00	22,587,264.03	100.00
S&P RATING			
AAA	795,000.00	792,529.20	3.51
AA-	250,000.00	244,383.00	1.08
A+	1,230,000.00	1,205,989.70	5.34
A	1,565,000.00	1,516,892.10	6.71
A-	2,300,000.00	2,249,194.25	9.96
BBB+	860,000.00	853,032.20	3.78
N/A	16,075,000.00	15,725,243.58	69.62
Total	23,075,000.00	22,587,264.03	100.00

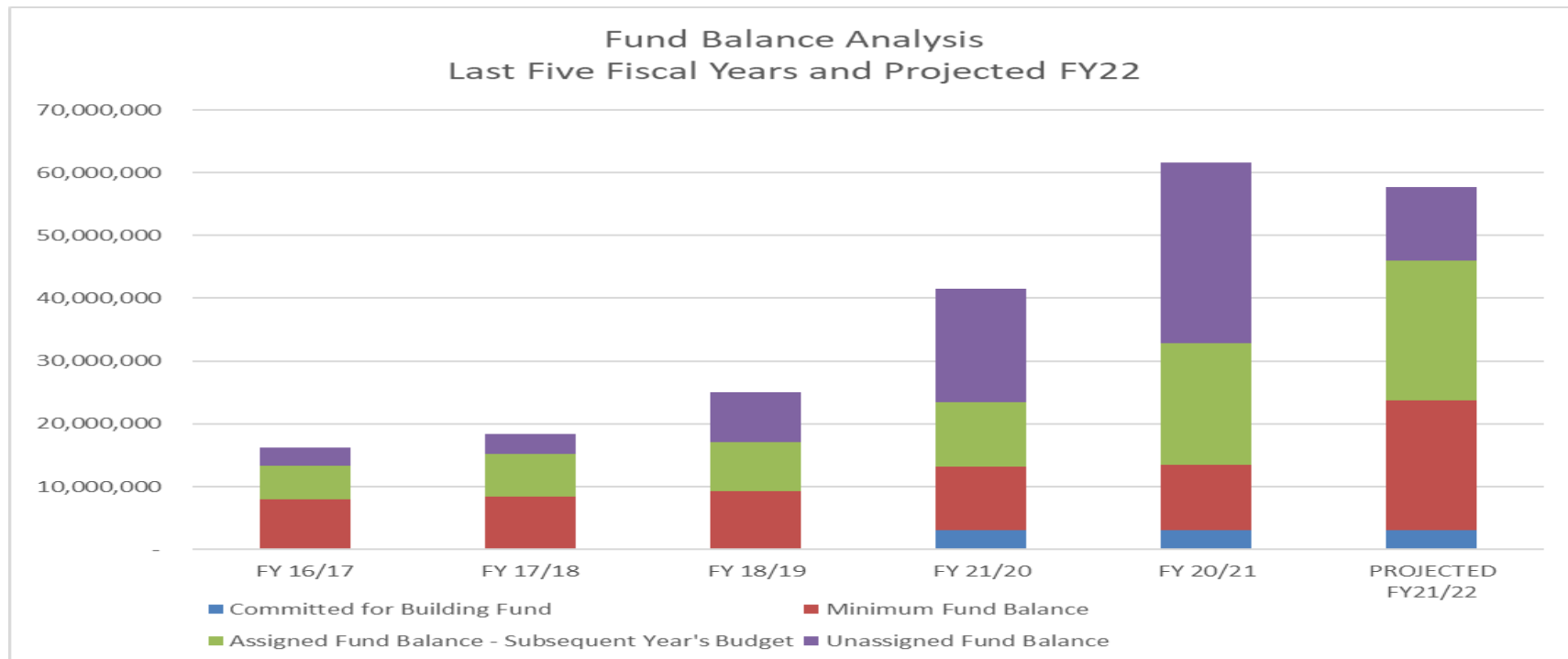
TAB T

**Children's Services Council of Broward
Revenue Projection FY 22/23 through FY 25/26**

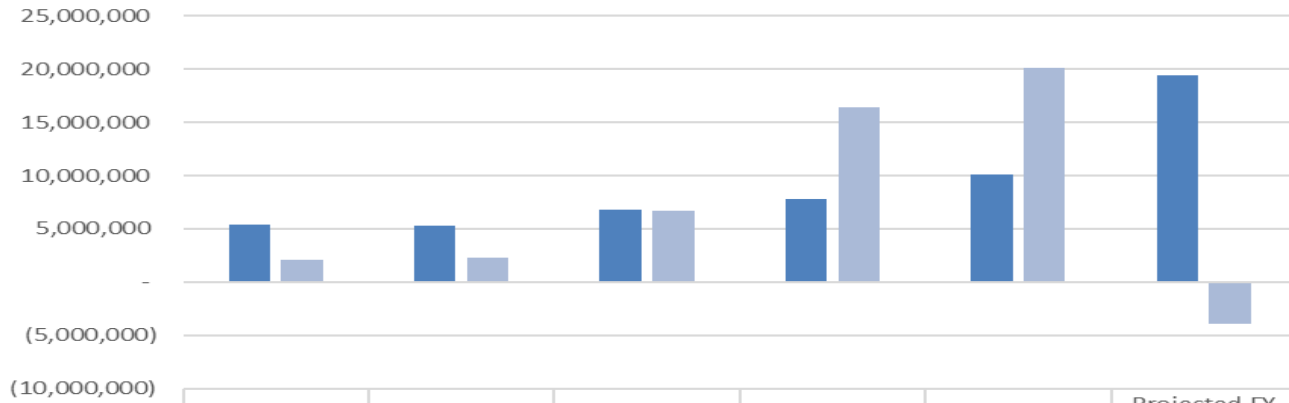
	FY 21/22 Current Year	Proposed FY 22/23 Roll Back Rate	Scenario 1 FY 23/24 MR Flat	Scenario 2 FY 23/24 MR Incr	based from Scenario 1 FY 24/25 MR Flat	based from Scenario 2 FY 24/25 MR Incr
	Presented at May Budget Retreat Property Values Tax Yr. 21	Property Values Tax Yr. 22 Uses Preliminary Prop Appr Values	Property Values Tax Yr. 23 Assume 3% Increase	Property Values Tax Yr. 23 Assume 1% Decrease	Property Values Tax Yr. 24 Assume 3% Increase	Property Values Tax Yr. 24 Assume 1% Decrease
Gross Taxable Value	\$ 222,827,042,332	\$ 244,604,101,975	\$ 251,942,225,034	\$ 242,158,060,955	\$ 259,500,491,785	\$ 239,736,480,346
Less: Proposed Tax Impact						
Net Taxable Value	\$ 222,827,042,332	\$ 244,604,101,975	\$ 251,942,225,034	\$ 242,158,060,955	\$ 259,500,491,785	\$ 239,736,480,346
Millage Rate (MR)	0.4699	0.4343	0.4343	0.4520	0.4343	0.4710
Tax Revenue Generated by Taxes @ 95%						
Uncollectible Value	99,471,106	100,919,982	103,947,583	103,982,671	107,066,010	107,270,088
Fund Balance	19,414,037	22,300,000	19,300,000	19,300,000	16,200,000	16,200,000
Other Revenue	2,687,997	2,899,337	2,899,337	2,899,337	2,899,337	2,899,337
Total Estimated Revenue	\$ 121,573,140	\$ 126,119,319	\$ 126,146,920	\$ 126,182,008	\$ 126,165,347	\$ 126,369,425

Fund Balance Estimate

Total Fund Balance 9/30/21	\$61,581,838
Minimum Fund Balance FY 21/22	(\$11,678,821)
Additional Minimum FB Adj at 17%	(\$9,089,232)
Committed for Building	(\$3,000,000)
	\$37,813,785
Unassigned Fund Balance	\$37,813,785
Estimated decrease in Fund Balance FY 21/22	(\$3,900,000)
	\$33,913,785
Fund Balance Proposed Appropriations:	
Proposed Fund Balance for FY 23	\$22,300,000
	\$11,613,785
Estimated Unassigned Fund Balance at 9/30/2022	

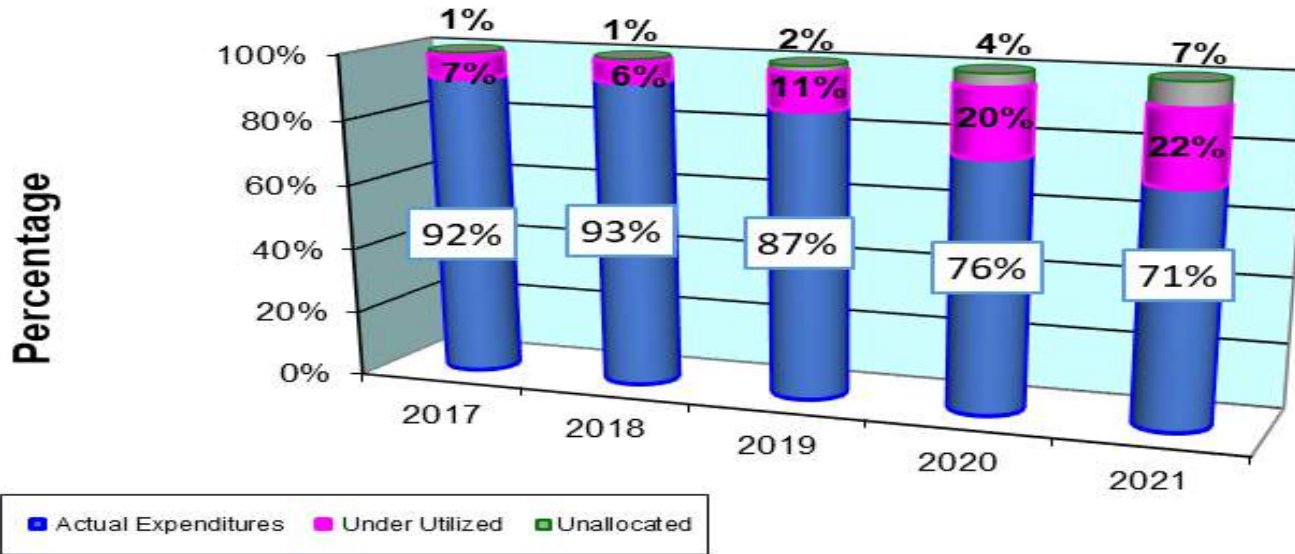


Fund Balance Analysis Last Five Fiscal Years and Projected FY22



	FY 16/17	FY 17/18	FY 18/19	FY 19/20	FY 20/21	Projected FY 21/22
Budgeted Fund Balance	5,427,995	5,325,704	6,815,653	7,792,662	10,057,505	19,414,037
Ending Fund Balance Increase(decrease)	2,091,254	2,238,947	6,644,965	16,394,924	20,111,527	(3,900,000)

Programs Budget Utilization - Last 5 Fiscal Years



TAB V



For Finance Committee

June 6, 2022

-
-
- Issue:** Increase the Minimum Fund Balance Allocation from 10% to 17% or 2 months of the Annual Operating Budget
- Action:** Recommend the Council Approve the Fund Balance Policy Revision
- Budget Impact:** Reclassify \$9,089,232 Unassigned Fund Balance to Minimum Fund Balance for FY 21/22.
-
-

Background: At the February 18, 2010 Council Meeting, the Council approved a Fund Balance policy in accordance with the then newly issued Governmental Accounting Standards Board (“GASB”) Statement No. 54, *Fund Balance Reporting and Governmental Fund Type Definitions*. This Statement established fund balance classifications that comprised a hierarchy based primarily on the extent to which a government is bound to observe constraints imposed upon the use of the resources reported in governmental funds and clarified the existing governmental fund type definitions. Additionally, the policy allowed for the establishment of a minimum fund balance allocation which was initially set at 10% of the annual operating budget.

Current Status: At the May 19, 2022 Budget Retreat, the Council raised the issue of increasing this threshold to 17% or two months of the annual operating budget. GASB recognizes this as a Best Practice model for governments. Attached is the Fund Balance Policy making this slight change. If approved, staff will make the adjustments on the Balance Sheet.

Recommended Action: Recommend the Council Approve the Fund Balance Policy Revision.

Children's Services Council of Broward

FUND BALANCE POLICY

The Children's Services Council of Broward County ("Council") shall comply with Government Accounting Standards Board (GASB) Statement No. 54 *Fund Balance Reporting and Governmental Fund Type Definitions* and successor statements regarding the Fund Balance.

GASB Statement No. 54 identifies five separate categories of fund balance, based upon the extent to which the Council is bound to honor constraints on specific purposes for which amounts can be spent. Fund Balance classifications are as follows:

Restricted	{	<ul style="list-style-type: none"> ▪ Non-spendable fund balance, ▪ Restricted fund balance,
Unrestricted	{	<ul style="list-style-type: none"> ▪ Committed fund balance, ▪ Assigned fund balance, and ▪ Unassigned fund balance.

The first two categories are restrictive in nature. The last three categories are those in which a constraint on resources or spending is imposed by the Council. The categories are explained in more detail below.

- Non-spendable fund balance includes amounts that are not in spendable form (inventory or pre-paid amounts) or are legally required to be maintained intact (principal of endowment funds).
- Restricted fund balances include amounts that can be spent only for the specific purposes stipulated by external resource providers (grant providers) constitutional provisions or through enabling legislation that creates a new revenue source and restricts its use. Effectively, restrictions may be changed or lifted only with the consent of resource providers.
- Committed fund balances include amounts that can be used only for the specific purposes determined by a formal action of decision-making authority. Commitments may be changed or lifted only by the Council taking the same formal action that imposed the constraint originally. Committed fund balance shall include encumbrances outstanding at year end.
- Assigned fund balance comprises amounts intended to be used by the government for specific purposes. Intent can be expressed by

the governing body or by an official or body which the governing body delegated the authority. In governmental funds other than the general fund, assigned fund balance represents the amount that is not restricted or committed.

- Unassigned fund balance is the residual classification for the general fund and includes all amounts not contained in the other classifications. Unassigned amounts are technically available for any purpose. If another governmental fund has a fund balance deficit, then it will be reported as a negative amount in the unassigned classification in that fund. Positive unassigned amounts will be reported only in the general fund.
- ◆ Fund balance classifications should reflect the nature of the net resources that are reported in a governmental fund. The Council may or may not need to utilize all five categories. The Council's accounting policies will determine the classifications for year-end fund balance categories.
- ◆ Encumbrances that do not lapse will carry forward into the subsequent fiscal year and the amounts will be classified as committed fund balance.
- ◆ The Council shall maintain a minimum unassigned fund balance of two months or 17% ~~8%–10%~~ of budgeted operating expenditures based on best practices as outlined by the Government Finance Officers Association (GFOA). This minimum amount is required to manage cash in-flows and out-flows until tax revenue is received since the Council is prohibited of issuing short-term debt instruments such as RAN (Revenue Anticipation Notes) or TAN (Tax Anticipation Notes).
- ◆ The Council shall strive to keep additional unassigned fund balance to:
 - mitigate current and future risks such as revenue shortfalls and unanticipated expenditures,
 - maintain reserves due to the vulnerability of being located in a hurricane zone, and
 - Other unforeseen events.

That additional amount is to be determined each year by Council during the budget process.

- ◆ If The Council's overall cash flow falls below a threshold of 5% of the operating budget at any time during the fiscal year, the Finance Committee shall be notified.

TAB W

For Joint Finance/PPC – June 6, 2022

Issue: Budget Retreat Follow-Up

Action: For Discussion

Budget Impact: See Details Below

Background: During discussion of the tentative FY 22/23 programmatic budget at the May 19th Budget Retreat, Council Members raised several community issues that may or may not require additional CSC funding. Staff were asked to further explore these issues and bring their findings to the June 16th Council meeting.

Current Status: Staff is in the midst of working with various community partners to address the issues raised by Members at the Budget Retreat. At this point, most of the items either do not require CSC funding or do not require additional budget allocations to address the funding needed. Below is a summary of their findings and recommendations to date.

Family Strengthening – Reduce the Incidence of Child Abuse, Neglect and Trauma (Service Goal 2)

Community Mental Health Workers and Mental Health Therapists

While discussing the staff hiring and retention challenges facing the Family Strengthening and HEAL Trauma Providers, several Council Members discussed that staff should investigate ways to engage students or recent graduates to work in these programs in exchange for stipends or scholarships, perhaps through a local AmeriCorp type system. Dr. Thaqi suggested exploring the possibility of using telehealth services which could allow recruiting people from outside of Broward to address Broward's trauma/behavioral health needs.

It is unclear what, if any, CSC funding would be required here.

AmeriCorp: Staff will explore how an AmeriCorp-like system might be utilized to support the Community Mental Health Care Worker model.

Internships: CSC staff is talking with our partners at local universities and CSC-funded providers to determine ways to assist recruiting students into the field of Social Work and supporting their field-placement internships. Discussions with the universities will involve the idea of paid student internships, while discussions with CSC-funded providers will involve the possibilities of stipends for intern supervisors. CSC will continue to be situated as a community connector between universities and CSC-funded partners. There is some precedent for CSC to pay stipends for intern supervisors, but this should be a small amount which could be covered by the general “Unallocated” Budget line.

Telehealth Mental Health Services: The Broward Behavioral Health Coalition (BBHC) contracts with local agencies for the provision of mental health services and has recently expanded its array of contracted agencies to better serve the community. They have also increased the service reimbursement rate, which supported higher salaries for their contracted agencies’ clinical staff and improved recruitment and retainment of clinicians. Telehealth and in-person services are included in the menu of services offered. While the use of clinicians outside of Broward is not prohibited by BBHC, it is up to each agency to research the requirements and rules. So far, the agencies have relied on Broward County clinicians even for their telehealth services.

Economic Self-Sufficiency (Service Goal 2.2)

Homelessness and Food Insecurity

Staff was asked what more could be done to address these issues and to assist low-income students who are the first in their family to go to college with items to start off their college life, similar to what is provided at the HEART Senior Send-Off.

No additional budget is required here as two \$1 million placeholders were included in the proposed budget to address Homelessness and Food Insecurity. A proposal to support Homeless Families through Hope South Florida Family Outreach Team is on the Program Planning Committee Agenda. The dorm supplies will come through as a sponsorship. An RFP to address food insecurity has been distributed to the Council for review and should be released to the public on June 3rd for services to begin October 1, 2022.

Positive Behavior Intervention Supports (PBIS)

Dr. Thaqi asked staff to follow-up with ELC to see what PBIS-type of training they provide and to find out how they plan to track those expelled.



The three support services provided by the PBIS program (training, coaching, and technical assistance) will be provided by 19 ELC staff who are currently working in the childcare centers. Many of the ELC staff are Train the Trainers in the Pyramid Model, and are also trained in Conscious Discipline, and are CLASS observers

In addition, ELC formed a partnership with the Broward Behavioral Health Coalition (BBHC) so childcare center staff can easily refer eligible children and families to BBHC's provider network for ongoing behavioral health support services. BBHC is providing infant mental health (IMH) training to approximately 100 preschool educators in Broward County. The goals of the IMH training are to help teachers understand and recognize the impact of trauma on young children's development and promote early identification of possible delays and connect young children and families with ongoing services, as needed.

ELC does not have a formal system to track children expelled from childcare centers. If a family or childcare center contacts ELC requesting assistance with a child who may be expelled, then ELC will assist.

Broward Reading Event for 4th Graders

Ms. Korn inquired as to CSC's willing to partner with the District on a reading event similar to Broward Reads, but for fourth graders. Guest readers would read a book specific to Florida history.

Upon further exploration, Ms. Korn clarified that the event is a planned District-wide Florida Day where books and community readers would be deployed in K-5th grade classrooms reading age-appropriate books related to Florida's history. While this is a new request, CSC has purchased books for such partnerships in the past. Staff suggests contributing \$75,000 toward the purchase of books which could be taken from the "Unallocated" Budget line.

Middle School Initiatives (Service Goal 3)

Coordination of Middle School Initiatives

CSC staff has reached out to Dr. Nicole Mancini to look at a way CSC can better coordinate with the District's Re-imagining Middle School Initiative. This coordination should not require additional CSC funding.

Increased Violence in Schools – Expansion of Choose Peace / Stop Violence

CSC staff is working with United Way and the BCPS to investigate the possibility of expanding the Choose Peace/ Stop Violence program. United Way is awaiting further information from BCPS to determine how much additional funding would be needed for



the expansion of the program. Given the low cost of this primarily student-driven initiative, it is anticipated that any growth could come from the “Unallocated” Budget line.

Public & Community Awareness & Advocacy (System Goal 1.2)

Educational Campaign to clarify when to use 988 v 911 v 211

A meeting was held with the Broward County Human Services Department, United Way, Broward Behavioral Health Coalition, and 211/ First Call for Help to discuss the status of an educational campaign for 988. 211 staff shared that they have not received confirmation yet from the state that the \$1.5 million funding request to support 988 services was approved. However, the pending funding request does not include funding to support an educational campaign. United Way and Broward County will add the need for an education campaign to the Suicide Prevention Coalition meeting and CSC will also add this item to the June 3rd Funders Forum meeting. It was also discussed at the Coordinating Council of Broward meeting on June 1. It is unclear how much, if any, CSC funding will be needed for this but given the number of partners with a vested interest in this campaign, any needed CSC funding should be able to be drawn from the “Unallocated” budget line.

Collective Impact (Data, Research, and Planning) (System Goal 2)

Expansion of Asset Based Community Development

Currently, CSC is supporting two ABCD pilots in Lauderhill and Fort Lauderdale neighborhoods. The pilots are just launching the small grant portion of the pilot. An RFP for an ABCD Consultant will be released in Summer 2022 to support two additional neighborhoods. Staff recommend evaluating the results of the two original and two new expansion sites before expanding further.

General Budget

Office Space

Given the Council's expanded vision for CSC's role in the community, the additional issues being addressed such as homelessness and hunger, the effort to bring smaller, niche providers into the array of funded agencies and the growth in the community-based approach to the work, it is necessary to increase the staff to manage the workload. Unless the Council changes direction, it is likely that the need to expand the staff will continue and the current building is already at maximum capacity, which is being managed through office sharing.

In the next couple of years, it is anticipated that staff can continue to share office space while maintaining the Hybrid with a Purpose work schedule which entails not all employees reporting to the office every day. But if / when the expectation shifts to full-time in-person attendance, the current office space will not accommodate all the staff; therefore, some long-term planning for additional space needs to be considered. As a reminder, the Council is precluded from incurring any debt so the total cash must be accumulated for the purchase of a building. If \$2-3 million of the unassigned Fund Balance could be reclassified as Committed Building Fund for the next three-to-five years, that Fund, along with the use or sale of the current building, should be enough for the next building solution. Since this is not a Budget item, Staff recommends waiting until the end of the fiscal year for a final Fund Balance analysis, At that time, the Finance Committee and the Office Space Committee can determine the appropriate amount to be reclassified.

Recommended Action: For Discussion

TAB X



For Finance Committee

June 6, 2022

Issue: Draft Tentative Budget for FY 22/23

Action:

1. Recommend the Council Approve Draft Tentative FY 22/23 Budget.
2. Recommend the Council Approve Tentative Millage Rate and Authorize staff to Adjust the Budget based on the Property Appraiser's Final Report and submit the necessary forms to the appropriate officials.

Budget Impact: Establishes FY 2022/23 Tentative Budget.

Background: At the May 19th Budget Retreat, staff presented the Council with the FY 22/23 Proposed Programmatic Budget which was developed based on multiple factors including economic conditions, the impact of the pandemic, federal funding, program performance, integration with other funders and other emerging issues, etc. It also included the program renewals incorporating budget adjustments, and RFP awards. The Council is weighing its options if this budget allows for going to the roll back millage rate and using fund balance to grow the budget.

Current Status: The Property Appraiser's Office released the preliminary property value information on May 27, 2022, highlighting a County-wide net increase of 8.99%. As the Council discussed at the May Budget Retreat, the attached budget incorporates the roll-back rate and Fund Balance to make up any budgetary differences. Since the property values were higher than anticipated at the May Budget Retreat and rollback will generate over \$1.5 million additional due to Value Adjustment Board and other factors, the tentative roll-back millage rate is lower than originally projected and the reliance of Fund Balance was decreased.

The administrative budget is always driven by the programmatic goals and the level of support that it will take to achieve these goals; all the while considering the effect on taxpayers. With the expansion of ongoing programs and new initiatives being implemented next fiscal year, coupled with managing additional contracts funded through the new MOST and New DAY RFP awards and the Promise grant, the additional ABCD projects, the increase in RFPs and contracts managed by PAOD, five new programmatic support staff positions are being requested. These positions span several departments and include a Programs Manager, Community Researcher, ADA Data Manager, Compliance Accountant and a Contract Manager in PAOD. Additionally, within general operations, staff is requesting a new Assistant Director position for

Finance. This administrative budget also proposes a 5% COLA for staff which is much lower than the CPI as of Spring 2022, and a 14% increase for health insurance. Based on our broker's estimate, healthcare costs are going to most likely increase next year after several years of relatively low annual increases.

Within the Non-Operating Expenditures section, CRA fees are estimated to remain level. While property values increased substantially in the CRAs, that increase is largely offset by the Council going to the rollback rate. In addition, staff netted out the minimum rebate required from the Hollywood Beach CRA. The Property Appraiser's Office fees remained level from the prior year. Excluding the Non-Operating costs, overall, this proposed budget apportions 95.96% directly for program and program support services and 4.04% for general administration and capital outlay.

Millage Rate:

Adjusting the millage rate to generate the current Ad Valorem tax revenue results in no "tax increase" during the TRIM hearings. The proposed budget includes a total of \$22.3 million of Fund Balance to grow the programs as approved and provides \$2.5 million of Unallocated budget to allow for swift action as the services needs are clarified.

Please note that these are *preliminary* numbers, as the final property values will not be available until July 1st. Since the Millage Rate must be filed with the Property Appraiser's Office before the Council meets again in August, any variances from the June estimate will result in money being added to or subtracted from Fund Balance as designated by the Council.

The millage rate filed in July is the amount printed on the TRIM notices. The final millage rate will be set at your two TRIM meetings in September. Remember that you may always lower the millage rate at these TRIM meetings, but it is very difficult and quite expensive to raise the rate.

- Recommended Action:**
1. Recommend the Council Approve Draft Tentative FY 22/23 Budget
 2. Recommend the Approve Tentative Millage Rate and Authorize staff to Adjust the Budget based on the Property Appraiser's Final Report and submit the necessary forms to the appropriate officials.



**Children's Services Council of Broward County
Proposed Budget Detail-General Fund
Presented to the Finance Committee
Fiscal Year 2022-2023**

Description	UPDATED 5.11.22-Ik TRIM	Annual FY 21/22 Budget as of 5.11.22 Includes Carry Forward (CF)	FY 21/22 Projected Actual Expenditures	FY 22/23 Proposed Budget	% Of Operating Budget	% Incr (Decr) from Prior Yr	Comments
REVENUES:							
Tax Revenue	\$ 99,471,105	\$ 99,471,105	\$ 99,471,105	\$ 100,919,982		1.46%	Est. based on preliminary property values Rollback Rate of .4658 millage rate For Discussion Purposes
Interest Earnings	100,000	100,000	150,000	250,000			Increased Interest due to investment in the Managed Fund and higher interest rates
Fed thru State -Title IV E	412,249	412,249	425,000	530,000			Estimates for Title IVE Reimbursements
Fed thru State - AEAP & Promise	596,818	1,096,818	596,818	500,000			AEAP Grant sunsets 9/30/2022; Promise Grant continues
Local Foundations	1,541,380	1,660,807	1,660,807	1,609,337			FY22/23 commitment from Jim Moran Foundation (TIL & Kinship) and DeLuca Foundation (Youth Force).
Miscellaneous Sources	10,000	10,000	8,500	10,000			Estimate for Training revenue.
Fund Balance	14,656,661	19,414,037	3,900,000	22,300,000			Fund Balance to be used for Program and Support Services
Total Revenues	\$ 116,788,213	\$ 122,165,016	\$ 106,212,230	\$ 126,119,319		3.24%	
EXPENDITURES:							
Program Services & Support:							
Contracted Program Services	100,959,194	105,146,542	\$ 90,900,000	\$ 108,624,105		3.31%	As approved at the May Budget Retreat, including Wish List items.
Monitoring	120,000	120,000	110,000	140,000			Additional MOST sites as a result of 2022 RFP
Outcome Tools	32,000	32,000	26,000	55,500			Increased tier for Qualtrex Survey Software
Salaries/Fringe. Also includes compensated absences and overtime.	7,303,669	7,481,192	73,000,000	8,526,274			The FY23 budget includes 5 new positions, a 5.0% COLA and a 14% incr for health insur. Budget also incl contingency for Compensated Absences and OT if necessary.
Staff Travel	50,000	50,000	25,000	50,000			Low travel due to pandemic, but is picking up as live events begin again.
Cell Phones Communications	26,000	26,000	20,000	26,000			
Software Maintenance & SaaS	108,075	112,138	89,000	123,370			For hosting and fees for various Software as a Service (SaaS) applications related directly to Program Services outcomes such as SSPS, Nvivo, etc. Includes licensing renewals for various software agreements, cloud migration, as well as taking advantage of multi-year savings when applicable. However, this causes uneven "annual" renewals with periodic spikes or decreases in budget.
Postage/Courier	3,000	3,000	1,000	3,000			
Advertising/Printing	7,000	7,000	7,000	11,000			Est increase for additional RFP advertising

Description	UPDATED 5.11.22-Ik TRIM	Annual FY 21/22 Budget as of 5.11.22 Includes Carry Forward (CF)	FY 21/22 Projected Actual Expenditures	FY 22/23 Proposed Budget	% Of Operating Budget	% Incr (Decr) from Prior Yr	Comments
Other Purchased Services	19,348	19,348	18,500	19,953			
Materials, Supplies & Subscriptions	6,750	6,750	5,000	7,200			
Memberships & Training	47,005	47,005	35,000	48,410			Returns to Pre-Covid Budget. Includes registration fees for conferences. See Travel.
Consultants	15,000	15,000	5,000	15,000			
Total Program Services & Support	108,697,041	113,065,975	164,241,500	117,649,812	95.96%	4.05%	
General Administration:							
Salaries/Fringe. Also includes compensated absences and overtime.	3,100,614	3,249,091	32,000,000	3,490,760			The FY23 budget includes 1 new position, a 5.0% COLA and a 14% incr for health insur. Budget also incl contingency for Compensated Absences and OT if necessary.
Legal	40,000	40,000	40,000	40,000			
Auditor	37,000	37,000	37,000	40,000			New RFP - est amount
Other Consultants	76,900	76,900	57,000	79,000			
Risk Management Insurance	68,209	82,834	82,800	91,117			Estimated 10% annual increase
Staff Travel	35,000	35,000	20,000	35,000			Low travel due to pandemic, but is picking up as live events begin again.
Equipment Rental	31,420	31,420	30,000	33,500			
Software Maintenance & SaaS	302,954	316,695	285,000	315,820			Includes hosting and fees for various Software as a Service (SaaS) applications related to the Financial Management System, Project Management System, Grammarly, Cloud Migration, and other applications. Includes licensing renewals for various software agreements, as well as taking advantage of multi-year savings when applicable. However, this causes uneven "annual" renewals with periodic spikes in budget.
Equipment Maintenance	47,500	47,500	44,000	47,942			
Facility Operations/Reserves	264,372	523,010	177,000	277,442			Annual facility costs include: facility mgt, landscape, utilities, storms, etc. (\$7.99 psf) Current Budget includes reserves. Unused budget will carry forward.
Telecommunications	62,400	62,400	61,500	53,670			Reduction due to integration of the computer and phone system
Postage/Courier	8,000	8,000	3,500	8,000			
Advertising Notices	10,000	10,000	8,700	10,000			
Printing/Promotions	12,000	12,000	7,500	11,200			
Other Purchased Services	94,432	94,432	87,000	167,695			Incl pyrl svc, banking fees, MIS co-location site & other operating needs. Increase is primarily due to outsourcing IT network support and fees for the Managed Investment Fund.
Materials, Supplies & Subscriptions	57,047	57,047	35,000	57,247			
Memberships & Training	40,640	40,640	25,000	39,890			Low due to COVID 19. Includes registration fees for conferences. See Travel.
Total Administrative Operating Exp	4,288,488	4,723,969	33,001,000	4,798,284	3.91%	1.57%	

Description	UPDATED 5.11.22-Ik TRIM	Annual FY 21/22 Budget as of 5.11.22 Includes Carry Forward (CF)	FY 21/22 Projected Actual Expenditures	FY 22/23 Proposed Budget	% Of Operating Budget	% Incr (Decr) from Prior Yr	Comments
Capital Expenditures:							
Furniture & Equipment	16,000	11,423	5,000	10,000			Restores budget for other nominal purchases or repairs as necessary.
Computer Hardware & Software	155,000	678,093	550,000	150,000			Current year expenditures are higher due to purchasing additional equipment to support work-from-home during COVID. Unused Capital Budget is always carried from one year to the next to allow for various upgrades, replacement of computers, etc.
Remodeling & Renovations	-	53,872	53,872	-			
Improvements Other Than Building	-	-	-	-			
Total Capital Expenditures	171,000	743,388	608,872	160,000	0.13%	-78.48%	
Total GA and Capital Expenditures	4,459,488	5,467,357	33,609,872	4,958,284	4.04%	-9.31%	
Total Operating Budget	113,156,529	118,533,332	197,851,372	122,608,096	100%		
Non-Operating Expenditures:							
Community Redevelopment Agency TIF	3,001,161	3,001,161	2,904,369	2,873,133		-4.27%	Based on preliminary property values released May 27, 2022
Property Appraiser Fee	630,523	630,523	630,523	638,090		1.20%	Updated Per the Property Appraiser's Office 6/1/22
Total Non-Operating Expenditures	3,631,684	3,631,684	3,534,892	3,511,223		-3.32%	
Total Expenditures	\$ 116,788,213	\$ 122,165,016	\$ 201,386,264	\$ 126,119,319		3.24%	
Millage Rate		0.4699		0.4343		-7.6%	

**
** Based on Estimate of Taxable Value
For Budget Planning Purposes Only